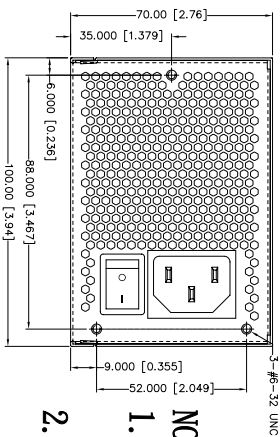
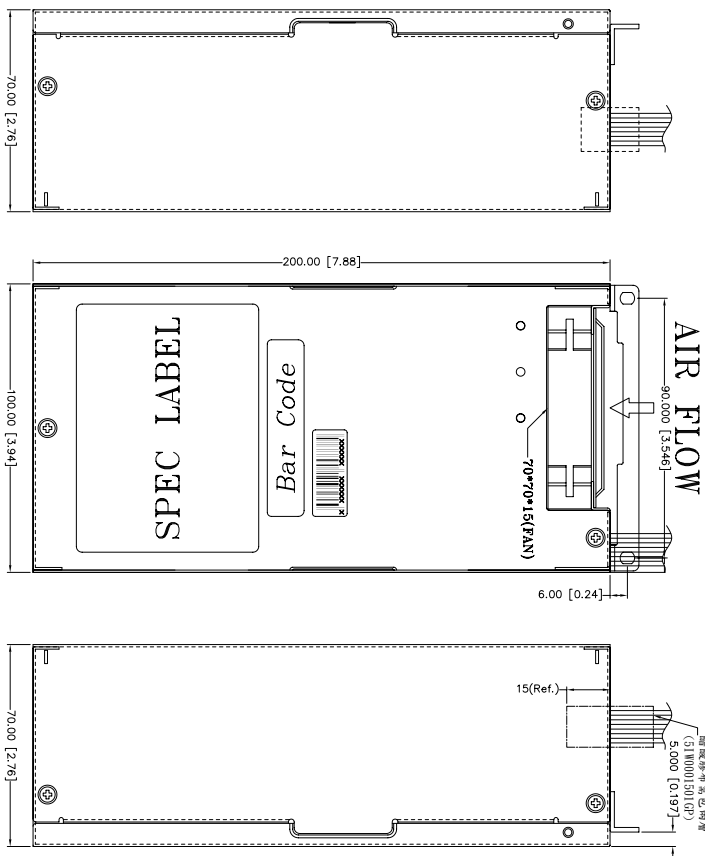
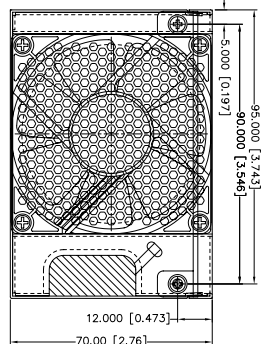


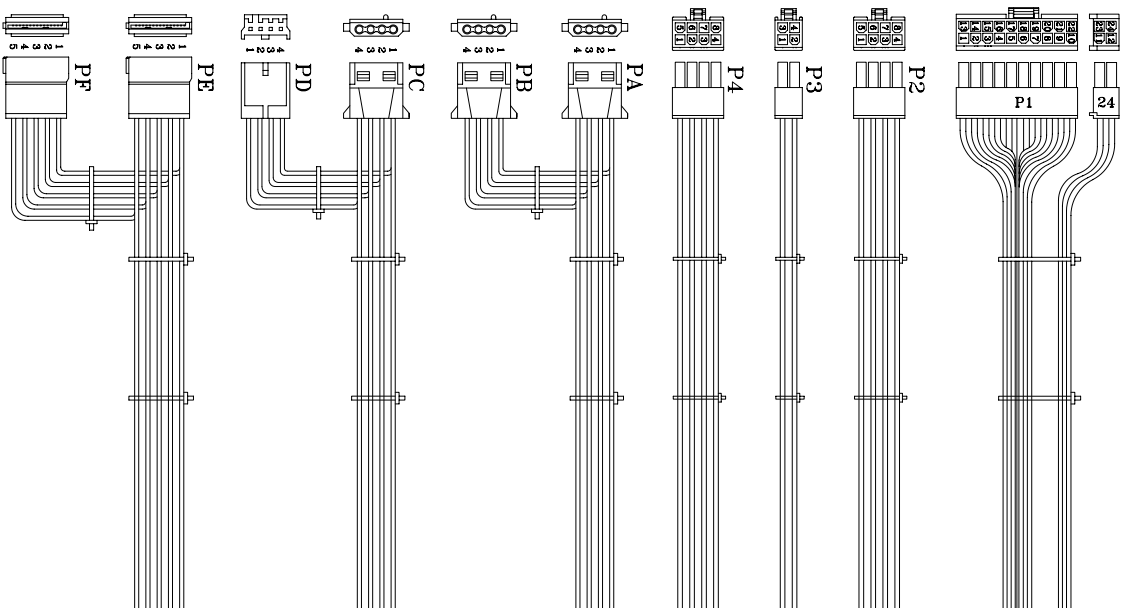
外觀圖





NOTE:

1. ALL THE LENGTH OF OUTPUT WIRES EXCLUDE HOUSING.
2. 公差: .XX=±0.5 [0.02]、.XXX=±0.25 [0.01]



REF. ID	PN	SIGNAL	WIRE	GAUGE	CONNECTOR	CABLE LENGTH
1	1	+3.3V	ORANGE	20	YES	500±15mm
2	2	COM	BLACK	20	140028K11D+	
3	3	COM	BLACK	24	P4-140028K11D or EQUIV.	
4	4	+5V	RED	20		
5	5	COM	BLACK	20		
6	6	+5V	RED	20		
7	7	COM	BLACK	20		
8	8	PM-OK	GRAY	24		
9	9	+5VSD	PURPLE	20		
10	10	+12V	YELLOW	20		
11	11	+3.3V	ORANGE	20		
12	12	+3.3V	ORANGE	20		
13	13	+3sense	BROWN	24		
14	14	-12V	BLUE	24		
15	15	COM	BLACK	20		
16	16	PS-ON	GREEN	24		
17	17	COM	BLACK	20		
18	18	COM	BLACK	20		
19	19	COM	BLACK	20		
20	20	-5V	WHITE	24		
21	21	+5V	RED	20		
22	22	+5V	RED	20		
23	23	+5V	RED	20		
24	24	COM	BLACK	20		
1	1	COM	BLACK	20		
2	2	COM	BLACK	20		
3	3	COM	BLACK	20		
4	4	COM	BLACK	20		
5	5	+12V	YELLOW	20		
6	6	+12V	YELLOW	20		
7	7	+12V	YELLOW	20		
8	8	+12V	YELLOW	20		
1	1	COM	BLACK	20		
2	2	COM	BLACK	20		
3	3	COM	BLACK	20		
4	4	+5V	RED	20		
1	1	+12V	YELLOW	20		
2	2	COM	BLACK	20		
3	3	COM	BLACK	20		
4	4	+5V	RED	20		
1	1	+12V	YELLOW	20		
2	2	COM	BLACK	20		
3	3	COM	BLACK	20		
4	4	+5V	RED	20		
1	1	+12V	YELLOW	20		
2	2	COM	BLACK	20		
3	3	COM	BLACK	20		
4	4	+5V	RED	20		
1	1	+3.3V	ORANGE	20		
2	2	COM	BLACK	20		
3	3	+5V	RED	20		
4	4	COM	BLACK	20		
5	5	+12V	YELLOW	20		
1	1	+3.3V	ORANGE	20		
2	2	COM	BLACK	20		
3	3	+5V	RED	20		
4	4	COM	BLACK	20		
5	5	+12V	YELLOW	20		
1	1	+3.3V	ORANGE	20		
2	2	COM	BLACK	20		
3	3	+5V	RED	20		
4	4	COM	BLACK	20		
5	5	+12V	YELLOW	20		

P/N: 9PA400MP03

MODEL NO.: FSP400-50WCB(F660001)	TITLE: ASSY	SHEET: 1 OF 1	REV: 01
R&D(2)	PE	DRAWN	DATE
(110.6)		周書宇	FEB.13.2020
INTERIOR COUNTERSIGN:			

UNIT:mm