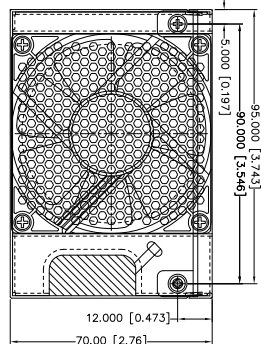
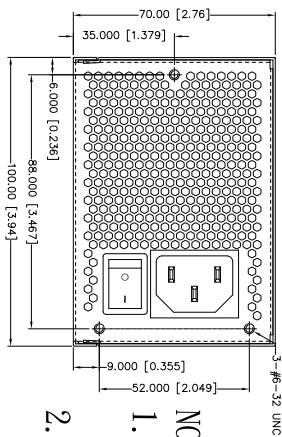
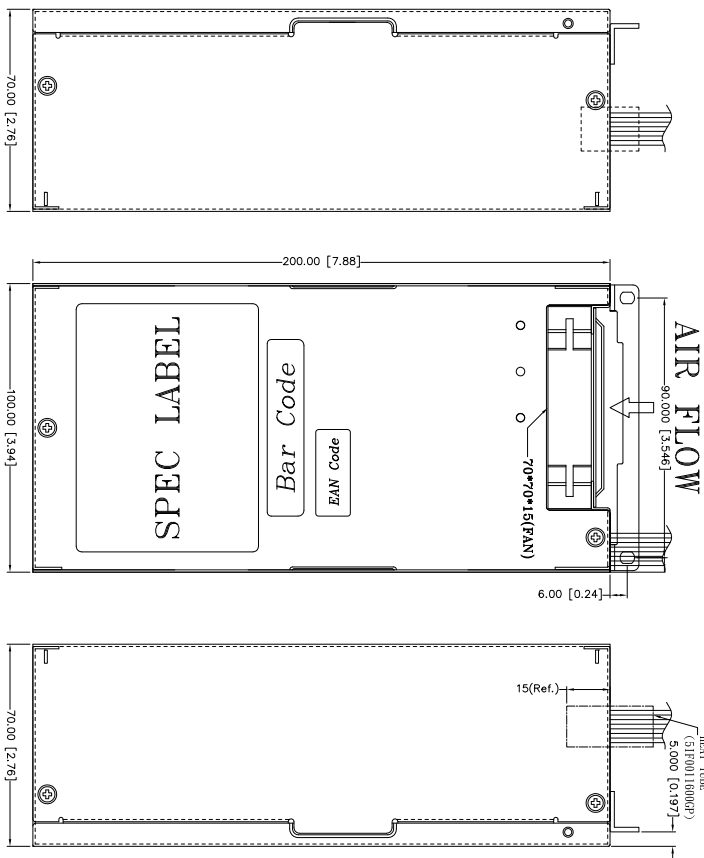


# 外觀圖



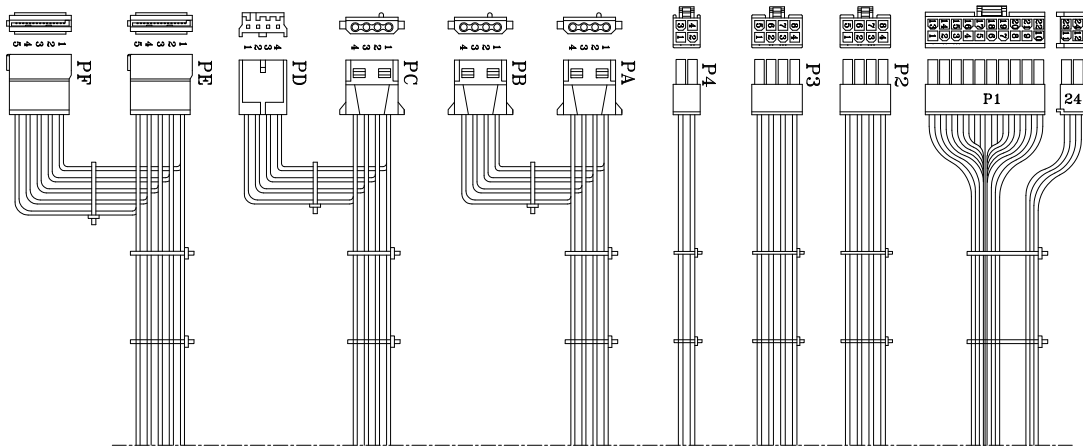


2 變更熱縮套管



NOTE:

1. ALL THE LENGTH OF OUTPUT WIRES EXCLUDE HOUSING.
2. 公差: .XX=±0.5 [0.02]、.XXX=±0.25 [0.01]



REP. ID. No.	PN	SIGNAL	WIRE COLOR	GAUGE	CONNECTOR TYPE	CABLE LENGTH		
P1	1	+3.3V	ORANGE	18	WST	500±15mm		
	2	+3.3V	ORANGE	18	P20-			
	3	COM	BLACK	18	142002K11D			
	4	+5V	RED	24	+P4-			
	5	COM	BLACK	18	142002K11D			
	6	+5V	RED	18	or EQUIV.			
	7	COM	BLACK	18				
	8	PW-OK	GRAY	24				
	9	+5Vsb	PURPLE	18				
	10	+12V	YELLOW	18				
P2	11	+3.3V	ORANGE	18				
	12	+3.3V	ORANGE	18				
	13	+3.3Vorange	BROWN	24				
	14	+12V	BLUE	24				
	15	COM	BLACK	24				
	16	PS-ON	GREEN	24				
	17	COM	BLACK	18				
	18	COM	BLACK	18				
	19	COM	BLACK	18				
	20	-5V	WHITE	24				
P3	21	+5V	RED	18				
	22	+5V	RED	18				
	23	+5V	RED	18				
	24	COM	BLACK	18				
	P4	1	COM	BLACK	18	MOLEX	500±15mm	
		2	COM	BLACK	18	39-01-		
		3	+12V	YELLOW	18	2080		
		4	+12V	YELLOW	18	or EQUIV.		
		PA	1	+12V	YELLOW	20	WST	500±15mm
			2	COM	BLACK	20	P4-A10202	
3			COM	BLACK	20	or EQUIV.		
4			+5V	RED	20			
PB			1	+12V	YELLOW	20	WST	150±10mm
			2	COM	BLACK	20	P4-A10202	
	3		COM	BLACK	20	or EQUIV.		
	4		+5V	RED	20			
	PC		1	+12V	YELLOW	20	WST	500±15mm
			2	COM	BLACK	20	P4-A10202	
		3	COM	BLACK	20	or EQUIV.		
		4	+5V	RED	22	AMP	150±10mm	
		PD	1	COM	BLACK	22	171822-4	
			2	COM	BLACK	22	or EQUIV.	
3			COM	BLACK	22			
4			+12V	YELLOW	22			
PE			1	+3.3V	ORANGE	20	MOLEX	500±15mm
			2	COM	BLACK	20	SP-67582	
	3		+5V	RED	20	-001		
	4		COM	BLACK	20	or EQUIV.		
	5		+12V	YELLOW	20			
	PF		1	+3.3V	ORANGE	20	MOLEX	150±10mm
		2	COM	BLACK	20	SP-67582		
		3	+5V	RED	20	-001		
		4	COM	BLACK	20	or EQUIV.		
		5	+12V	YELLOW	20			

P/N.:9PA500CP01

MODEL NO.: FSP500-50WCB(F660001)	TITLE: ASSY	SHEET: 1 OF 1	REV:02
R&D(2)	PE	DRAWN	DATE
INTERIOR COUNTERSIGN:	周書宇	JUN.05.2020	

UNIT:mm