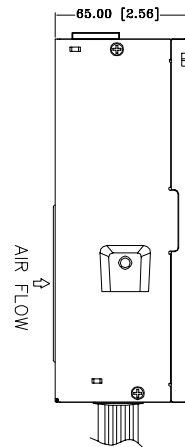
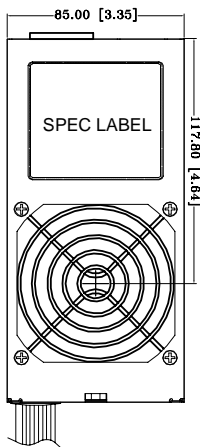
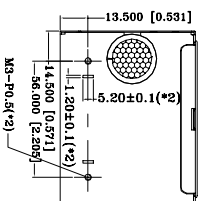
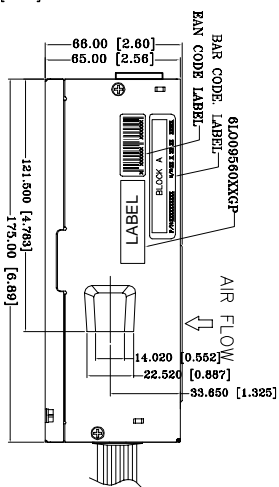
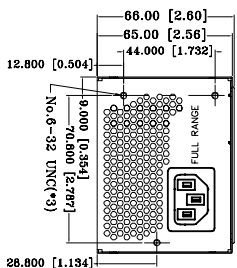
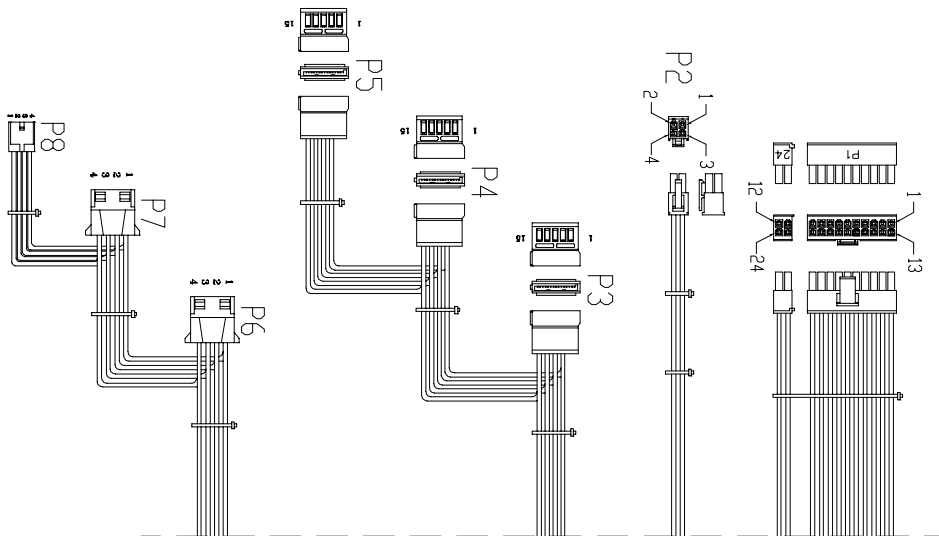


外觀圖



REF. ID/NO	PIN	SIGNAL	WIRE COLOR	GAUGE	CONNECTOR TYPE	CABLE LENGTH
P1	1	+3.3VDC	ORANGE	20	MST P20-142002K11D +P4-142002K11D or EQUIV.	400±8mm
	2	+3.3VDC	ORANGE	20		
	3	COM	BLACK	18		
	4	+5VDC	RED	20		
/24	5	COM	BLACK	18		
	6	+5VDC	RED	20		
	7	COM	BLACK	18		
	8	P.W. OK	GRAY	24		
P9	1	+5Vdc	YELLOW	20		
	10	+12V	YELLOW	20		
	11	+12V	YELLOW	20		
	12	+3.3VDC	ORANGE	20		
P12	1	+3.3VDC	ORANGE	20		
	2	+3.3VDC	ORANGE	20		
	3	COM	BLACK	18		
	4	+5VDC	RED	20		
P13	1	COM	BLACK	18		
	2	+5VDC	RED	20		
	3	COM	BLACK	18		
	4	+5VDC	RED	20		
P14	1	COM	BLACK	18		
	2	+5VDC	RED	20		
	3	COM	BLACK	18		
	4	+5VDC	RED	20		
P15	1	COM	BLACK	18		
	2	+5VDC	RED	20		
	3	COM	BLACK	18		
	4	+5VDC	RED	20		
P20	1	+5VDC	RED	20		
	2	+5VDC	RED	20		
	3	+5VDC	RED	20		
	4	+5VDC	RED	20		
P21	1	COM	BLACK	18		
	2	COM	BLACK	18		
	3	COM	BLACK	18		
	4	COM	BLACK	18		
P22	1	COM	BLACK	18		
	2	COM	BLACK	18		
	3	COM	BLACK	18		
	4	COM	BLACK	18		
P23	1	COM	BLACK	18		
	2	COM	BLACK	18		
	3	COM	BLACK	18		
	4	COM	BLACK	18		
P24	1	COM	BLACK	18		
	2	COM	BLACK	18		
	3	COM	BLACK	18		
	4	COM	BLACK	18		



NOTES:

1. ALL THE LENGTH OF OUTPUT WIRES EXCLUDE HOUSING.
2. 產地標籤依業務指示加貼.
3. 公差: .XX=±0.5 [0.02]、.XXX=±0.25 [0.01].

UNIT:mm [inch]

P/N.:9PA350D301

MODEL NO.:FSP350-50TAC.(F040001)	TITLE:ASSY	SHEET: 1 OF 1	REV:01
R&D 8	PE	DRAWN	DATE
			JAN.08.2020