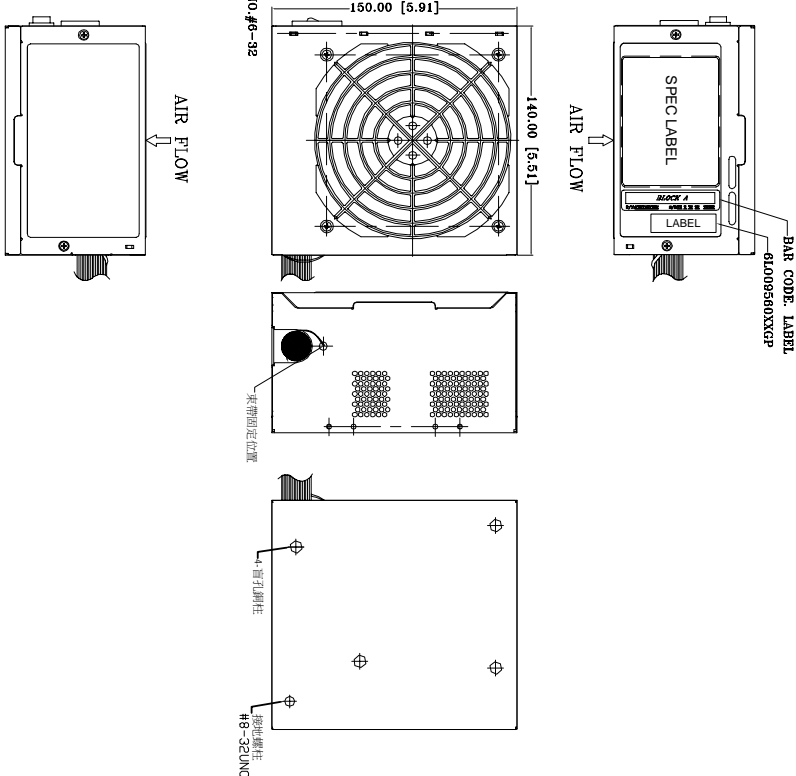
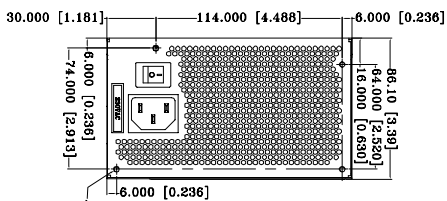
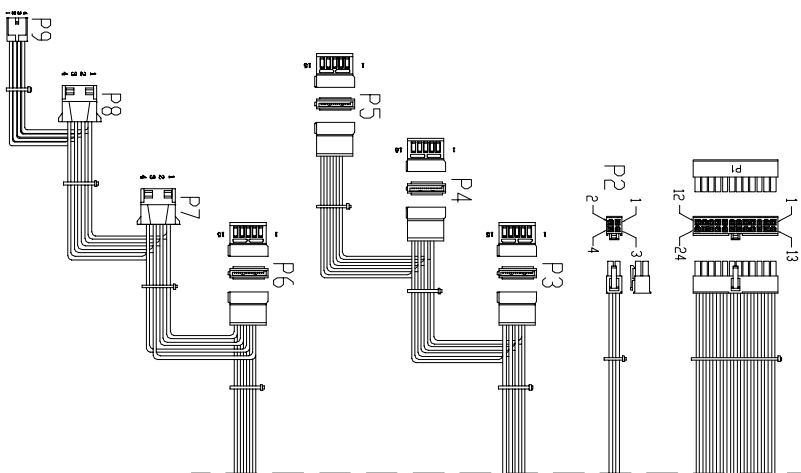


外觀圖



REF. ID.	PIN NO.	SIGNAL	WIRE COLOR	GAUGE	CONNECTOR TYPE	CABLE LENGTH			
P1	1	+3.3VDC	ORANGE	20	MOLEX 39-01-2240 or EQUIV.	420±8mm			
	2	+3.3VDC	ORANGE	20					
	3	COM	BLACK	20					
	4	+5VDC	RED	22					
P2	5	+5VDC	BLACK	22	MOLEX 39-01-2040 or EQUIV.	420±8mm			
	6	COM	BLACK	20					
	7	+5VDC	RED	22					
	8	COM	BLACK	20					
	9	+5VDC	RED	22					
	10	COM	BLACK	20					
	11	+5VDC	RED	22					
	12	COM	BLACK	20					
	13	+3.3VDC	BROWN	24					
	14	+5VDC	BLUE	24					
	15	COM	BLACK	20					
	16	PS_ON#	GREEN	24					
P3	17	COM	BLACK	20	MOLEX SD-67582-001 or EQUIV.	320±8mm			
	18	COM	BLACK	20					
	19	COM	BLACK	20					
	20	COM	BLACK	20					
	21	+5VDC	RED	22					
	22	+5VDC	RED	22					
	23	+5VDC	RED	22					
	24	COM	BLACK	20					
	P4	1	+12V	YELLOW			20	MOLEX SD-67582-001 or EQUIV.	155±15mm
		2	COM	BLACK			22		
3		+5VDC	RED	22					
4		COM	BLACK	22					
5		+12V	YELLOW	22					
P7	1	+12V	YELLOW	22	AMP 1-480424-0 or EQUIV.	155±15mm			
	2	COM	BLACK	22					
	3	COM	BLACK	22					
	4	+5VDC	RED	22					
P8	1	+5VDC	RED	22	AMP 171822-4 or EQUIV.	155±15mm			
	2	COM	BLACK	22					
	3	COM	BLACK	22					
	4	+12V	YELLOW	22					



NOTES:

1. ALL THE LENGTH OF OUTPUT WIRES EXCLUDE HOUSING.
2. 產地標籤依業務指示加貼.
3. 公差: XX=±0.5 [0.02]、XXX=±0.25 [0.01].
4. +3.3V sense線插在+3.3V板孔上.

UNIT:mm [Inch]

P/N:9PA250FW00

MODEL NO. :SP300-A,IEC62368,(F040001)	TITLE:ASSY	SHEET: 1 OF 1	REV:01
R&D 8	PE	DRAWN	DATE
			APR.13.2020