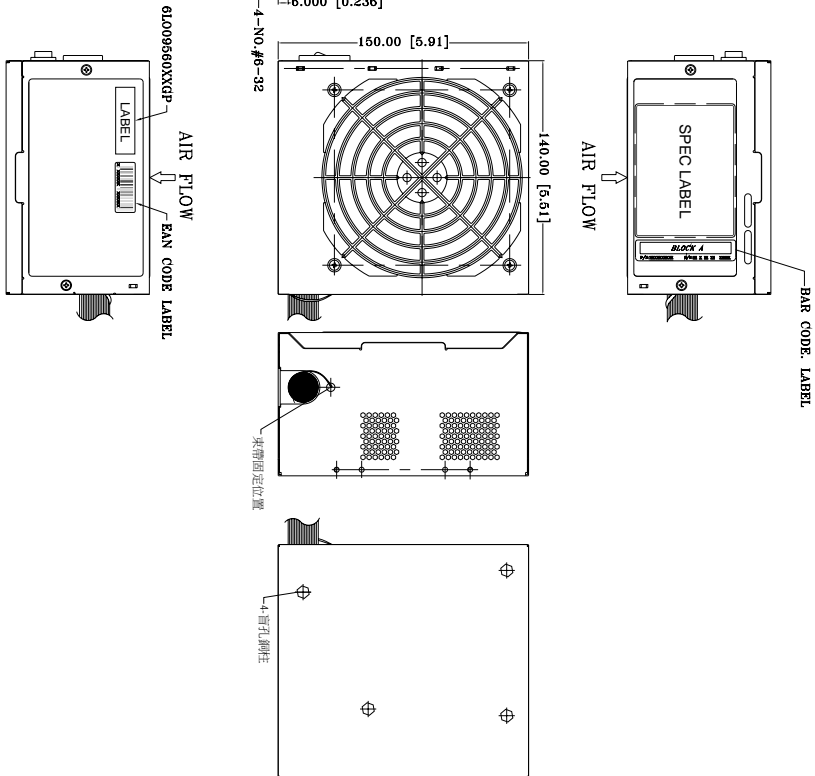
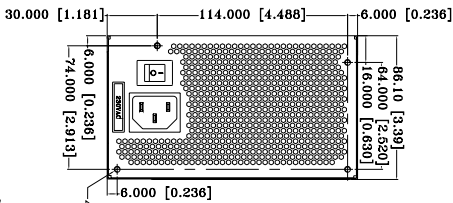
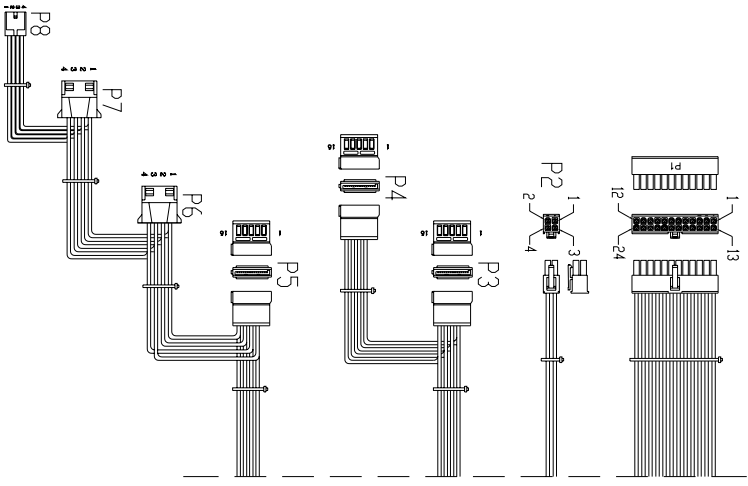


外觀圖



REF. ID.	PIN NO.	SIGNAL	WIRE COLOR	GAUGE	CONNECTOR TYPE	CABLE LENGTH				
P1	1	+3.3VDC	ORANGE	20	MOLEX 39-01-2240 or EQUIV.	350±10mm				
	2	+3.3VDC	ORANGE	20						
	3	COM	BLACK	20						
	4	+5VDC	RED	20						
P2	1	COM	BLACK	20	MOLEX 39-01-2040 or EQUIV.	350±10mm				
	2	COM	BLACK	20						
	3	+12V	YELLOW	20						
	4	+12V	YELLOW	20						
	1	COM	BLACK	20			MOLEX SD-67582-001 or EQUIV.	320±10mm		
	2	COM	BLACK	20						
	3	+5VDC	RED	22						
	4	COM	BLACK	22						
	5	+12V	YELLOW	22						
	1	COM	BLACK	20					MOLEX SD-67582-001 or EQUIV.	155±15mm
	2	COM	BLACK	20						
	3	+5VDC	RED	22						
4	COM	BLACK	22							
P4	1	COM	BLACK	20	MOLEX SD-67582-001 or EQUIV.	155±15mm				
	2	COM	BLACK	20						
	3	+5VDC	RED	22						
	4	COM	BLACK	22						
	5	+12V	YELLOW	22						
P5	1	COM	BLACK	20	MOLEX SD-67582-001 or EQUIV.	320±10mm				
	2	COM	BLACK	20						
	3	+5VDC	RED	20						
	4	COM	BLACK	20						
P6	1	+12V	YELLOW	20	AMP 1-480424-0 or EQUIV.	155±15mm				
	2	COM	BLACK	22						
	3	COM	BLACK	22						
	4	+5VDC	RED	22						
	5	COM	BLACK	22						
P7	1	+5VDC	RED	22	AMP 171822-4 or EQUIV.	155±15mm				
	2	COM	BLACK	22						
	3	COM	BLACK	22						
	4	+12V	YELLOW	22						
P8	1	+5VDC	RED	22	AMP	155±15mm				
	2	COM	BLACK	22						
	3	COM	BLACK	22						
	4	+12V	YELLOW	22						



- NOTES:
1. ALL THE LENGTH OF OUTPUT WIRES EXCLUDE HOUSING.
 2. 產地標籤依業務指示加貼.
 3. 公差: XX=±0.5 [0.02]、XXX=±0.25 [0.01].
 4. +3.3V sense線插在+3.3V板孔上.

UNIT:mm [inch]

MODEL NO.:FSP200-51ACC,(F040001)

P/N.:9PA200AY01

R&D 8	PE	TITLE:ASSY	SHEET: 1 OF 1	REV:02
		DRAWN	DATE	
			MAR-11,2021	

修改版次/序號	修改事項	備註
2	1 24pin中+5V皆改為20AWG	