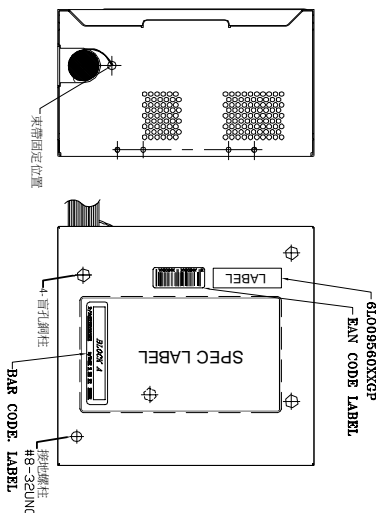
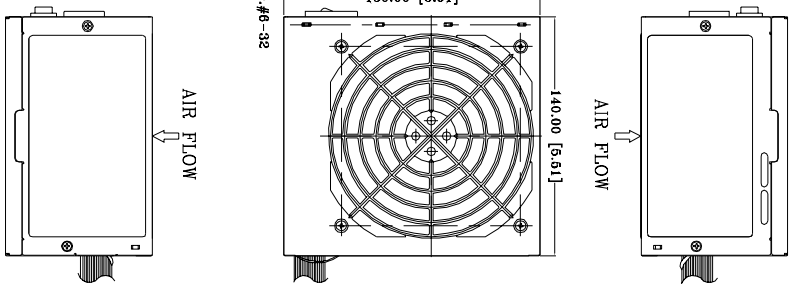
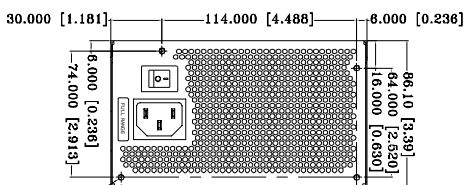
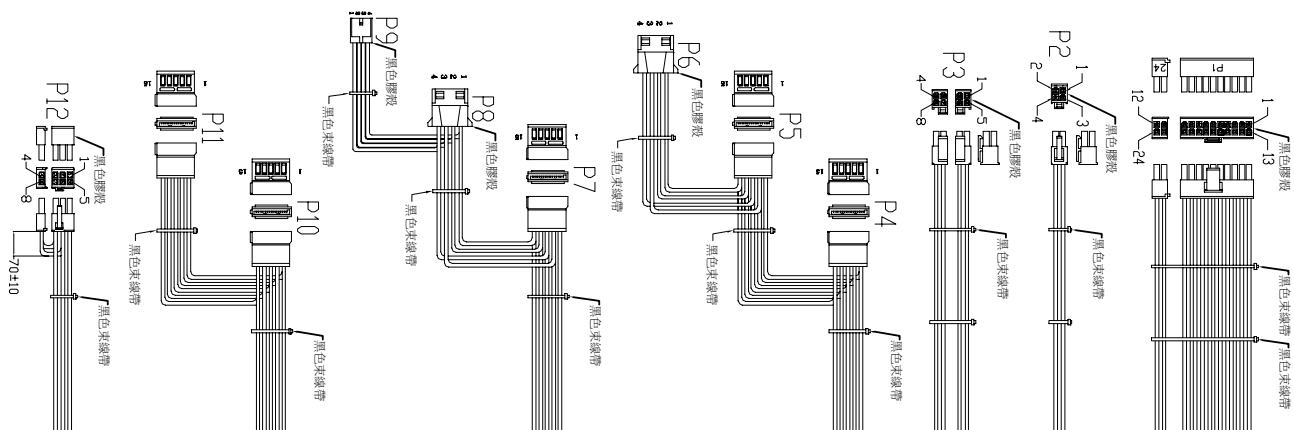


# 外觀圖



REF. ID.	PIN NO.	SIGNAL	WIRE COLOR	GAUGE	CONNECTOR TYPE	CABLE LENGTH	
P1 / 24	1	+3.3VDC	ORANGE	18	WST	500±18mm	
	2	+3.3VDC	ORANGE	18	P20-42002K11D+		
	3	COM	BLACK	18	P4-42002K11D or EQUIV.		
	4	+5VDC	RED	18			
	5	COM	BLACK	18			
	6	+5VDC	RED	18			
	7	COM	BLACK	18			
	8	+5VDC	RED	18			
	9	PW_OK	GRAY	24			
	10	+5Vsb	PURPLE	20			
	11	+12V	YELLOW	18			
	12	+3.3VDC	ORANGE	18			
	13	+3.3VDC	ORANGE	18			
	14	+3.3Vsense	BROWN	24			
	15	-12VDC	BLUE	24			
	16	COM	BLACK	18			
	17	P5_ON#	GREEN	24			
	18	COM	BLACK	18			
	19	COM	BLACK	18			
	20	COM	BLACK	18			
	P2	1	+5VDC	RED	18		MOLEX 550±18mm
		2	COM	BLACK	18		
		3	+12V	YELLOW	18		
		4	COM	BLACK	18		
P3	1	+12V	YELLOW	18	WST 550±18mm		
	2	COM	BLACK	18			
	3	COM	BLACK	18			
	4	COM	BLACK	18			
P4	1	+3.3VDC	ORANGE	18	MOLEX 320±18mm		
	2	COM	BLACK	20			
	3	+5VDC	RED	20			
	4	COM	BLACK	20			
P5	1	+3.3VDC	ORANGE	20	MOLEX 150±10mm		
	2	COM	BLACK	20			
	3	+5VDC	RED	20			
	4	COM	BLACK	20			
P6	1	+12V	YELLOW	20	AMP 150±10mm		
	2	COM	BLACK	20			
	3	COM	BLACK	20			
	4	+5VDC	RED	20			
P7	1	+3.3VDC	ORANGE	20	MOLEX 400±18mm		
	2	COM	BLACK	20			
	3	+5VDC	RED	20			
	4	COM	BLACK	20			
P8	1	+12V	YELLOW	20	AMP 150±10mm		
	2	COM	BLACK	24			
	3	COM	BLACK	24			
	4	+5VDC	RED	20			
P9	1	+5VDC	RED	24	AMP 150±10mm		
	2	COM	BLACK	24			
	3	COM	BLACK	24			
	4	+12V	YELLOW	24			
P12	1	+12V	YELLOW	20	WST 400±18mm		
	2	+12V	YELLOW	20			
	3	COM	BLACK	20			
	4	COM	BLACK	20			
	5	COM	BLACK	20	WST 70±10mm		
	6	COM	BLACK	20			
	7	COM	BLACK	20			
	8	COM	BLACK	20			

UNIT:mm [inch]



- NOTES:
1. ALL THE LENGTH OF OUTPUT WIRES EXCLUDE HOUSING.
  2. 產地標籤依業務指示加貼.
  3. 公差: XX=±0.5 [0.02], XXX=±0.25 [0.01].
  4. CASE 顏色為黑色平光烤漆 (PANTONE BLACK U).
- CASE及風扇固定螺絲均為黑色螺絲.

P/N.:9PA500C708

MODEL NO. :FSP500-50AAC,(F040001)	TITLE:ASSY	SHEET: 1 OF 1	REV:01
R&D 8	PE	DRAWN	DATE
			DEC.12.2019