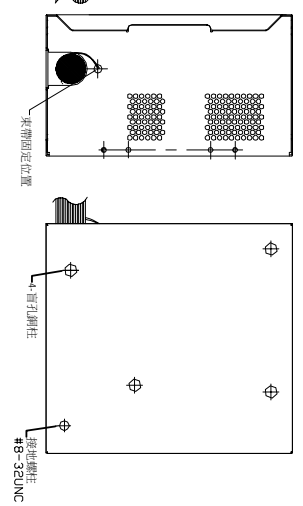
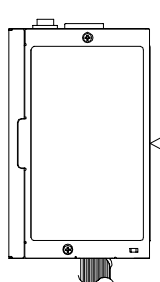
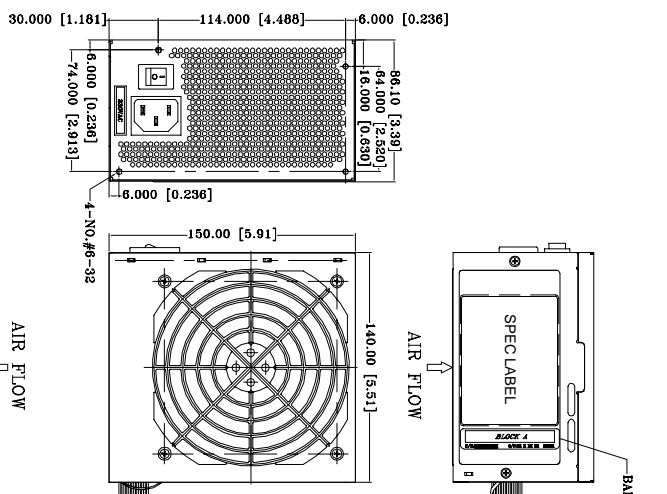
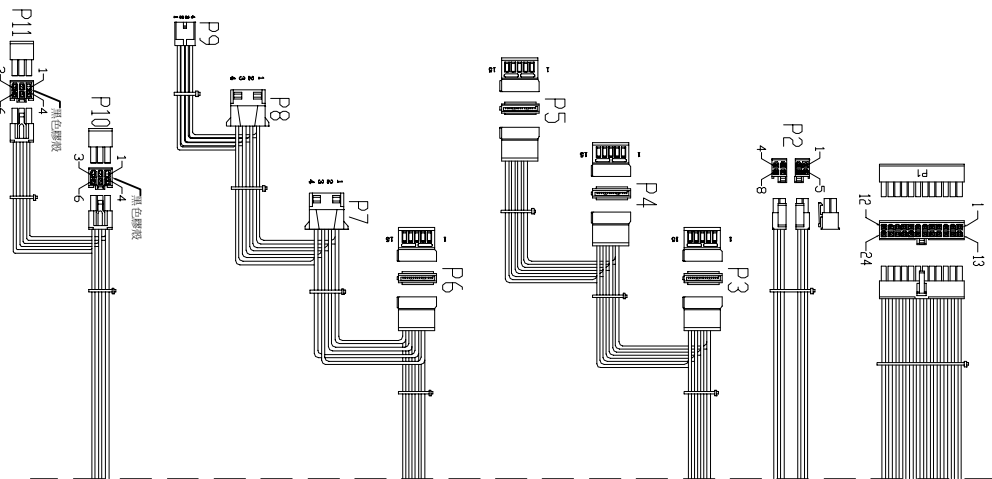


外觀圖



REF. ID.	PIN NO.	SIGNAL	WIRE COLOR	GAUGE	CONNECTOR TYPE	CABLE LENGTH
P1	1	+3.3VDC	ORANGE	22	MOLEX 39-01-2240 or EQUIV.	500±18mm
	2	+3.3VDC	ORANGE	22		
	3	COM	BLACK	20		
	4	+5VDC	RED	20		
	5	+5VDC	RED	20		
	6	COM	BLACK	20		
P2	1	+5VDC	RED	20	WST P4-142002K39 + P4-142002K48 or EQUIV.	550±18mm
	2	COM	BLACK	18		
	3	COM	BLACK	18		
	4	COM	BLACK	18		
	5	+12V	YELLOW	18		
	6	+12V	YELLOW	18		
	7	+12V	YELLOW	18		
	8	+12V	YELLOW	18		
	9	COM	BLACK	20		
	10	COM	BLACK	20		
	11	COM	BLACK	20		
P3	1	+5VDC	RED	20	MOLEX SD-67582-001 or EQUIV.	400±18mm
	2	COM	BLACK	20		
	3	+5VDC	RED	20		
	4	COM	BLACK	20		
P4	1	COM	BLACK	20	MOLEX SD-67582-001 or EQUIV.	150±15mm
	2	+5VDC	RED	20		
	3	COM	BLACK	20		
	4	COM	BLACK	20		
P5	1	COM	BLACK	20	AMP 1-480424-0 or EQUIV.	150±15mm
	2	+12V	YELLOW	20		
	3	COM	BLACK	20		
	4	COM	BLACK	20		
P6	1	+5VDC	RED	20	AMP 171822-4 or EQUIV.	150±15mm
	2	COM	BLACK	20		
	3	+5VDC	RED	20		
	4	COM	BLACK	20		
P7	1	+5VDC	RED	20	WST P6-142002BK5 or EQUIV.	80±15mm
	2	COM	BLACK	18		
	3	+5VDC	RED	20		
	4	COM	BLACK	20		
P8	1	+12V	YELLOW	18	WST P6-142002BK5 or EQUIV.	500±18mm
	2	+12V	YELLOW	18		
	3	+12V	YELLOW	18		
	4	COM	BLACK	18		
P9	1	+12V	YELLOW	18	WST P6-142002BK5 or EQUIV.	500±18mm
	2	+12V	YELLOW	18		
	3	+12V	YELLOW	18		
	4	COM	BLACK	18		
P10	1	+12V	YELLOW	18	WST P6-142002BK5 or EQUIV.	500±18mm
	2	+12V	YELLOW	18		
	3	+12V	YELLOW	18		
	4	COM	BLACK	18		
P11	1	+12V	YELLOW	18	WST P6-142002BK5 or EQUIV.	500±18mm
	2	+12V	YELLOW	18		
	3	+12V	YELLOW	18		
	4	COM	BLACK	18		



- NOTES:
1. ALL THE LENGTH OF OUTPUT WIRES EXCLUDE HOUSING.
 2. 產地標籤依業務指示加貼.
 3. 公差: .XX±0.5 [0.02]、.XXX±0.25 [0.01].

UNIT:mm [inch]

MODEL NO. :FSP350-51ACC.(F040002)	TITLE:ASSY	SHEET: 1 OF 1	REV:01
R&D 8	PE	DRAWN	DATE
		AUG.29.2019	

P/N.:9PA350DA02