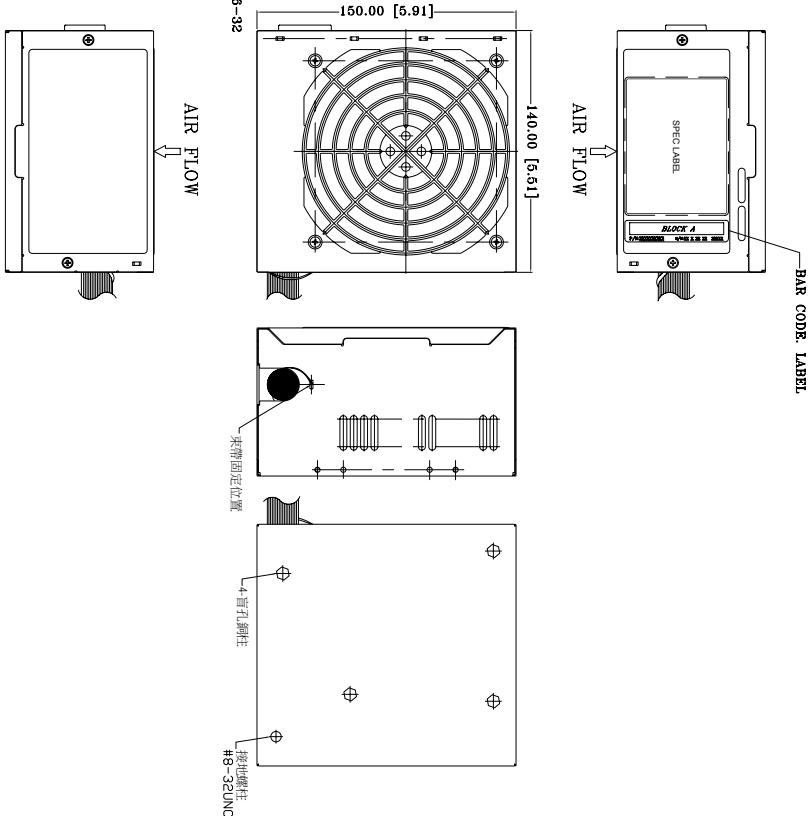
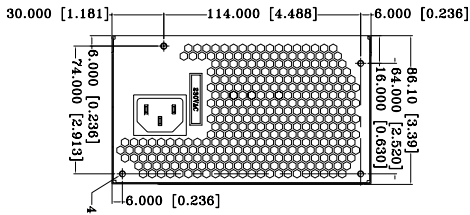
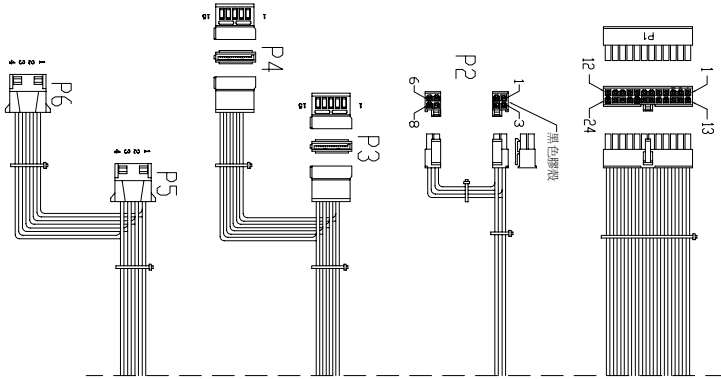


MECHANICAL DRAWING



REF. ID.	PIN NO.	SIGNAL	WIRE COLOR	GAUGE	CONNECTOR TYPE	CABLE LENGTH
P1	1	+3.3VDC	ORANGE	20	MOLEX 39-01-2240 or EQUIV.	420±18mm
	2	+3.3VDC	ORANGE	20		
	3	COM	BLACK	20		
	4	+5VDC	RED	20		
	5	COM	BLACK	20		
	6	+5VDC	RED	20		
	7	COM	BLACK	20		
	8	PW_OK	PURPLE	22		
	9	+5VSB	YELLOW	20		
	10	+12V	YELLOW	20		
	11	+12V	YELLOW	20		
	12	+3.3VDC	ORANGE	20		
13	+3.3VDC	ORANGE	20			
14	+3.3VDC	BROWN	22			
15	-12VDC	BLUE	22			
16	COM	BLACK	20			
17	PS_ON#	GREEN	22			
18	COM	BLACK	20			
19	COM	BLACK	20			
20	COM	BLACK	20			
21	+5VDC	RED	20			
22	+5VDC	RED	20			
23	+5VDC	RED	20			
24	COM	BLACK	20			
P2	1	COM	BLACK	20	WST P4-42002BK38+ P4-42002BK48 or EQUIV.	420±18mm
	2	COM	BLACK	20		
	3	+12V	YELLOW	20		
	4	+12V	YELLOW	20		
	5	COM	BLACK	20		
P3	1	+12V	YELLOW	20	MOLEX SD-67582-001 or EQUIV.	300±18mm
	2	COM	BLACK	20		
	3	+5VDC	RED	20		
	4	COM	BLACK	20		
	5	+12V	YELLOW	20		
	6	COM	BLACK	20		
	7	+12V	YELLOW	20		
	8	+12V	YELLOW	20		
P4	1	COM	BLACK	22	MOLEX SD-67582-001 or EQUIV.	150±15mm
	2	+5VDC	RED	22		
	3	COM	BLACK	22		
	4	COM	BLACK	22		
	5	+12V	YELLOW	22		
P5	1	COM	BLACK	20	AMP 1-480424-0 or EQUIV.	300±18mm
	2	COM	BLACK	20		
	3	COM	BLACK	20		
	4	+5VDC	RED	20		
	4	+5VDC	RED	20		
P6	1	+12V	YELLOW	22	AMP 1-480424-0 or EQUIV.	150±15mm
	2	COM	BLACK	22		
	3	COM	BLACK	22		
	4	+5VDC	RED	22		



NOTES:

1. ALL THE LENGTH OF OUTPUT WIRES EXCLUDE HOUSING.
2. 產地標籤依業務指示加貼;
3. 公差: .XX=±0.5 [0.02]、.XXX=±0.25 [0.01].

UNIT:mm [inch]

MODEL NO.: FSP200-50AHBCC.(STD001)

P/N.:9PA200AP00

R&D 8	PE	TITLE:ASSY	SHEET: 1 OF 1	REV:01
		DRAWN		DATE
				JAN.13.2017