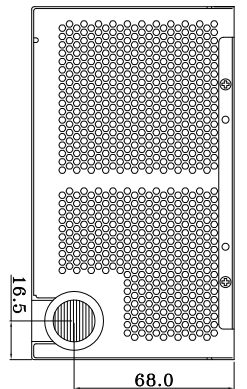
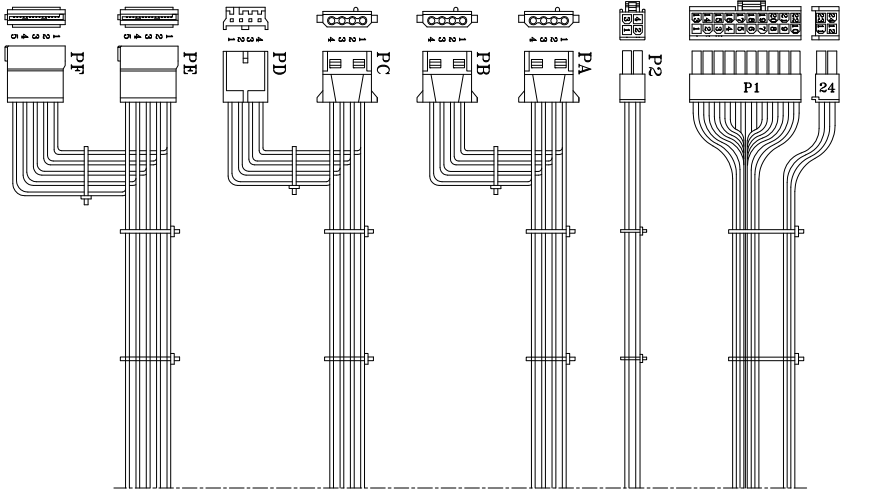
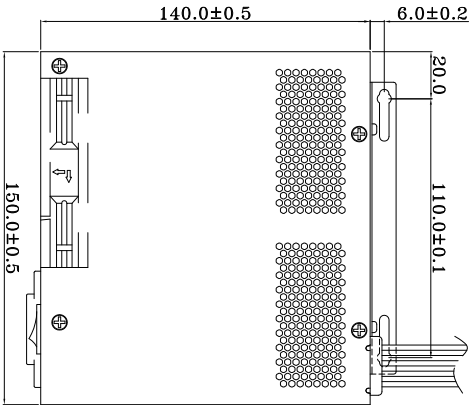


# 外觀圖

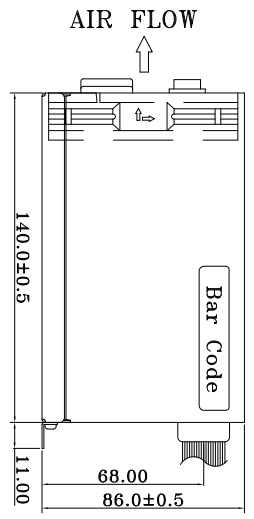
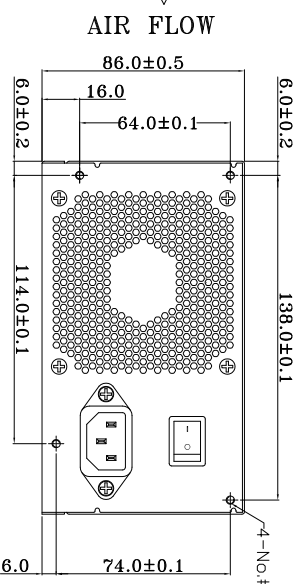
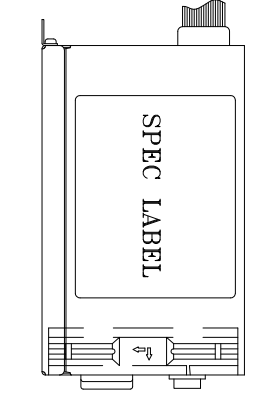




1 外觀同9PA400CB03, 刪除LABEL



REF. ID.	PIN NO.	SIGNAL	WIRE COLOR	GAUGE	CONNECTOR TYPE	CABLE LENGTH
P1	1	+3.3VDC	ORANGE	20	MOLLEX 500±15mm	500±15mm
	2	+3.3VDC	ORANGE	20		
	3	COM	BLACK	20		
	4	+5VDC	RED	20		
	5	+5VDC	RED	20		
P2	1	+12V2	YELLOW	20	MOLLEX 39-01-2040 or EQUIV.	500±15mm
	2	COM	BLACK	20		
	3	+12V1	Yel/Black	20		
	4	+12V2	Yel/Black	20		
	5	RED	RED	20		
PA	1	+12V2	YELLOW	20	AMP 1-480424-0 or EQUIV.	500±15mm
	2	COM	BLACK	20		
	3	COM	BLACK	20		
	4	+5V	RED	20		
PB	1	+12V2	YELLOW	20	AMP 1-480424-0 or EQUIV.	155±10mm
	2	COM	BLACK	20		
	3	COM	BLACK	20		
	4	+5V	RED	20		
PD	1	+5V	RED	22	AMP 171822-4 or EQUIV.	155±10mm
	2	COM	BLACK	22		
	3	COM	BLACK	22		
	4	+12V2	YELLOW	22		
PF	1	+3.3VDC	ORANGE	20	MOLLEX SD-67582 or EQUIV.	500±15mm
	2	COM	BLACK	20		
	3	+5V	RED	20		
	4	COM	BLACK	20		
	5	+12V2	YELLOW	20		
PF	1	+3.3VDC	ORANGE	20	MOLLEX SD-67582 or EQUIV.	155±10mm
	2	COM	BLACK	20		
	3	+5V	RED	20		
	4	COM	BLACK	20		
	5	+12V2	YELLOW	20		



NOTE:  
1. ALL THE LENGTH OF OUTPUT WIRES EXCLUDE HOUSING.

P/N.:9PA400CB15

UNIT:mm

MODEL NO.:FSP400-70PFL(SK)(F0400003)	TITLE: ASSY	SHEET: 1 OF 1	REV:01
R&D(2)	PE	DRAWN	DATE
INTERIOR COUNTERSIGN:		周書宇	JAN.18.2021