


MECHANICAL DRAWING



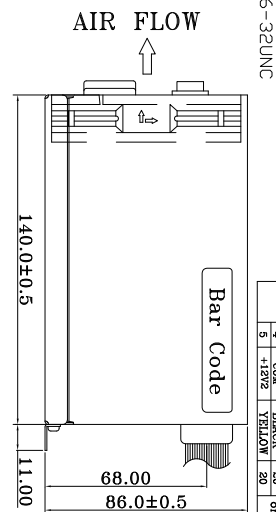
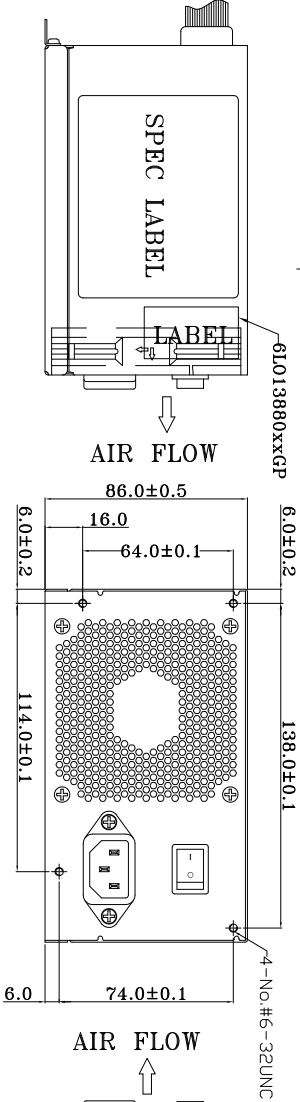
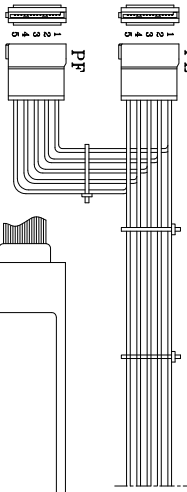
OAD-00007983

FSP400-70PFL(SK)(F040003)

Date:2023-04-07 09:04



變更線材同9PA400CB01-3



REF. ID	NO.	SIGNAL	WIRE COLOR	GAUGE	CONNECTOR TYPE	CABLE LENGTH
P1	1	+3.3VDC	ORANGE	20	WST	500±15mm
	2	+5.0VDC	ORANGE	20	F20-	500±15mm
	3	+5.0VDC	RED	20	142002K11D+	
	4	+5.0VDC	BLACK	20	142002K11D	
	5	+5.0VDC	RED	20	142002K11D or BQIIV	
	6	+5.0VDC	RED	20	or BQIIV	
	7	COM	BLACK	20		
	8	PM-ON	GRAY	22		
	9	+5.0VDC	PURPLE	20		
	10	+5.0VDC	YELLOW	20		
	11	+12V2	YELLOW	20		
	12	+3.3VDC	ORANGE	20		
	13	+3.3VDC	BROWN	22		
	14	-12VDC	BLUE	22		
	15	COM	BLACK	20		
	16	COM	BLACK	20		
	17	COM	BLACK	20		
	18	COM	BLACK	20		
	19	COM	BLACK	20		
20	-5VDC	WHITE	22			
21	+5.0VDC	RED	20			
22	+5.0VDC	RED	20			
23	COM	BLACK	20			
24	COM	BLACK	20			
P2	1	COM	BLACK	20	WST	500±15mm
	2	COM	BLACK	20	F4-	142002K3B+
	3	COM	BLACK	20	142002K4B or BQIIV	
P3	1	+12V1	Yel/Black	20	WST	500±15mm
	2	+12V1	Yel/Black	20	WST	142002K3B+
	3	+12V1	Yel/Black	20	142002K4B or BQIIV	
PA	1	+5V	Yel/Black	20	WST	500±15mm
	2	+5V	Yel/Black	20	WST	142002K3B+
	3	+5V	Yel/Black	20	142002K4B or BQIIV	
PB	1	+12V2	Yel/Black	20	WST	500±15mm
	2	+12V2	Yel/Black	20	WST	142002K3B+
	3	+12V2	Yel/Black	20	142002K4B or BQIIV	
PC	1	+12V2	Yel/Black	20	WST	500±15mm
	2	+12V2	Yel/Black	20	WST	142002K3B+
	3	+12V2	Yel/Black	20	142002K4B or BQIIV	
PD	1	+3.3VDC	ORANGE	20	MOLIX	500±15mm
	2	+3.3VDC	ORANGE	20	SD-67582	
	3	+5V	RED	20	-01	
PE	1	+3.3VDC	ORANGE	20	MOLIX	500±15mm
	2	+3.3VDC	ORANGE	20	SD-67582	
	3	+5V	RED	20	-01	
PF	1	+3.3VDC	ORANGE	20	MOLIX	500±15mm
	2	+3.3VDC	ORANGE	20	SD-67582	
	3	+5V	RED	20	-01	
	4	COM	BLACK	20		155±10mm
	5	+12V2	YELLOW	20		

NOTE:
1. ALL THE LENGTH OF OUTPUT WIRES EXCLUDE HOUSING.

P/N.:9PA400CB15

UNIT:mm

MODEL NO.:FSP400-70PFL(SK)(F040003)	TITLE: ASSY	SHEET: 1 OF 1	REV:03
R&D(2)	PE	DRAWN	DATE
INTERIOR COUNTERSIGN:	黄淑芳	APR.06.2023	