


5 km / 20 km Long Range Wireless AC Bridges

Resilient solutions that overcome the challenges of rural areas and tricky terrain to supply stable, high-speed connectivity over vast distances

DAP-3711 / DAP-3712

- The DAP-3711 & DAP-3712 feature high-gain 15 and 23 dBi directional antennas, respectively, supplying high-speed, stable coverage to up to 20 km away
- Integrated TDMA Technology cuts through interference to ensure high-speed, consistent coverage
- Superior throughput with single-band transfer speeds of up to 867 Mbps
- Stay secure with 128-bit personal and enterprise wireless encryption
- Support for Power over Ethernet means fewer wires, for cleaner and easier deployment, and comes with PoE injector
- IP66-rated water-resistant and dust-tight housing means the DAP-3711 & DAP-3712 are suitable for harsh outdoor environments
- 8 kV surge protection protects your network against unexpected surges, such as lightning strikes



High-Gain Directional Antenna

Fast, stable, and long-range wireless coverage



TDMA Technology

High speeds and consistent coverage that filters out interference



IP66 Rated

Water-resistant and dust-tight housing boasts a longer product life



PoE Ready

Power over Ethernet makes for a cleaner installation



8 kV Surge Protection

Your device and network are protected against unexpected surges, such as lightning strikes



High-Speed Wi-Fi

Blazing speeds of up to 867 Mbps



Wi-Fi Security

128-bit personal and enterprise wireless encryption



Durable, Industrial Design

Modest yet resilient design endures external conditions while easily blending into surroundings



Technical Specifications

/ DAP-3711, DAP-3712

Model	DAP-3711	DAP-3712
Product Image		
General		
Device Interfaces	2 x 100/1000 Mbps Ethernet port, reset button	1 x 100/1000 Mbps Ethernet port, reset button
LEDs	Power, LAN, WLAN, signal strength	Signal strength
Antenna Type	Internal	Dish
Antenna Gain	15 dBi	23 dBi
Beamwidth	H: 40°, V: 15°	H: 10°, V: 10°
Standards	802.11a/n/ac	802.11a/n/ac
Protection	8 kV ESD Protection	8 kV ESD Protection
Enclosure	ABS, IP66 compliant	ABS, IP66 compliant
Functionality		
Operation Modes	AP, Station, WDS AP, WDS Station	AP, Station, WDS AP, WDS Station
Operating Frequency	5180~5320 MHz, 5745~5825 MHz	5180~5320 MHz, 5745~5825 MHz
Max. Transmit Power ¹	27 dBm	27 dBm
Wireless Speed	Up to 867 Mbps	Up to 867 Mbps
Bandwidth Support	20/40/80 MHz	20/40/80 MHz
Maximum Bridging Distance	Up to 5 km (between 2 x DAP-3711)	Up to 20 km (between 2 x DAP-3712)
Software		
Wireless Configuration	Auto channel support, transmit power selection, SSID broadcast enabling/disabling	Auto channel support, transmit power selection, SSID broadcast enabling/disabling
Security	802.11i 128-bit AES Personal / Enterprise	802.11i 128-bit AES Personal / Enterprise
System Tools	Ping, traceroute, NTP, ping watchdog, syslog, spectrum analyzer, throughput testing (lperf)	Ping, traceroute, NTP, ping watchdog, syslog, spectrum analyzer, throughput testing (lperf)
Smart Wireless Technology	TDMA, Auto ACK, intelligent rate control, co-channel interference avoidance	TDMA, Auto ACK, intelligent rate control, co-channel interference avoidance
Advanced Features	Max. station limit	Max. station limit
LAN Type	Static, DHCP	Static, DHCP
VLAN Support	Yes	Yes
Firewall	IP / MAC filter	IP / MAC filter
Monitors	Throughput, interfaces, routes table, bridge table, ARP table, AP information, syslog	Throughput, interfaces, routes table, bridge table, ARP table, AP information, syslog
Firmware Upgrade	Web-based upgrade	Web-based upgrade

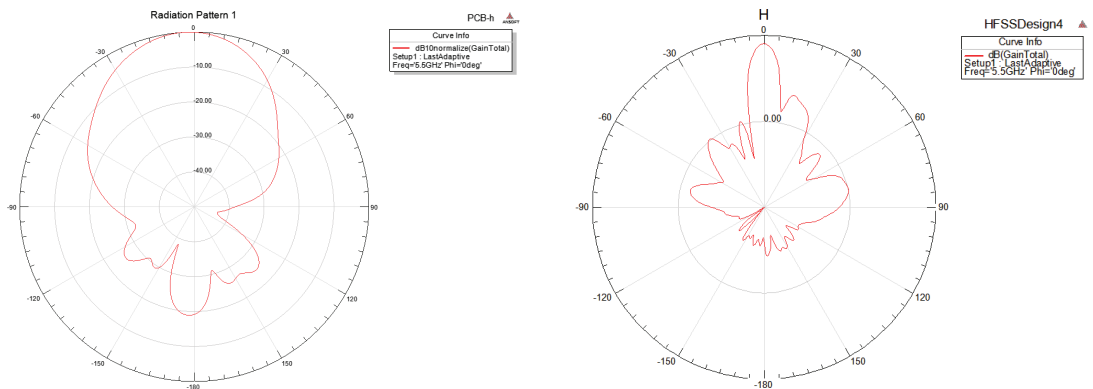
Technical Specifications

/ DAP-3711, DAP-3712

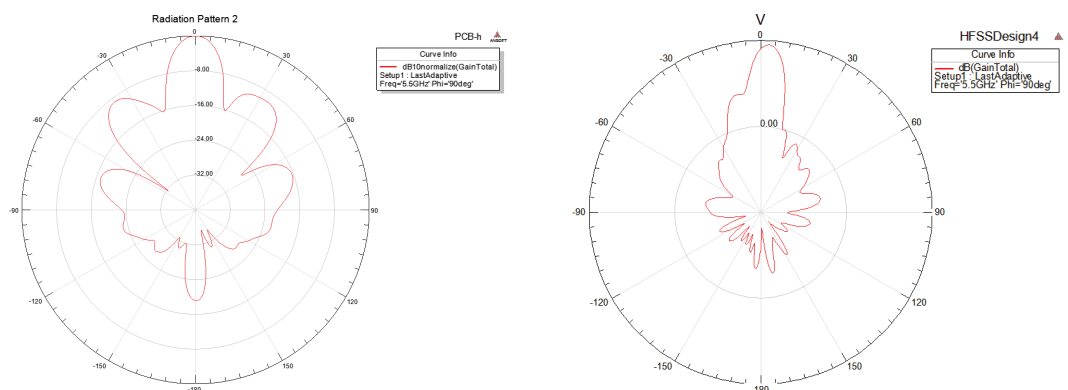
Model	DAP-3711	DAP-3712
Product Image		
Physical		
Power Input (PoE Injector included)	PoE 24 V	PoE+ 48 V
Power Consumption	≤ 15 W	≤ 15 W
Operating Temperature	-40°C to 65°C	-40°C to 65°C
Storage Temperature	-40°C to 85°C	-40°C to 85°C
Operating Humidity	0% to 90%	0% to 90%
Storage Humidity	0% to 90%	0% to 90%
Weight	600 g	900 g
Dimensions	288 x 88 x 45 mm	372 x 372 x 241 mm
Certifications	CE, FCC	CE, FCC

Antenna Patterns

Horizontal



Vertical



¹ Note that the maximum transmit power varies depending on the regulations of individual countries and jurisdictions.