


# Specifications of Latitude 5340

## Dimensions and weight

The following table lists the height, width, depth, and weight of your Latitude 5340.


**Table 3. Dimensions and weight**

Description	Values
Height:	
Front height	16.79 mm (0.66 in.)
Rear height	18.44 mm (0.73 in.)
Width	305.70 mm (12.04 in.)
Depth	207.50 mm (8.17 in.)
Weight  <b>NOTE:</b> The weight of your computer depends on the configuration ordered and manufacturing variability.	<ul style="list-style-type: none"> <li>Laptop: 1.23 kg (2.71 lb)</li> <li>2-in-1: 1.35 kg (2.97 lb)</li> </ul>

## Processor

The following table lists the details of the processors supported by your Latitude 5340.

**Table 4. Processor**

Description	Option one	Option two	Option three	Option four
Processor type	13 <sup>th</sup> Generation Intel Core i3-1315U	13 <sup>th</sup> Generation Intel Core i5-1335U	Intel vPro Enterprise with 13 <sup>th</sup> Generation Intel Core i5-1345U	Intel vPro Enterprise with 13 <sup>th</sup> Generation Intel Core i7-1365U
Processor wattage	15 W	15 W	15 W	15 W
Processor total core count	6	10	10	10
Performance-cores	2	2	2	2
Efficient-cores	4	8	8	8
Processor total thread counts  <b>NOTE:</b> Intel® Hyper-Threading Technology is only available on Performance-cores.	8	12	12	12
Processor speed	up to 4.50 GHz	up to 4.60 GHz	up to 4.70 GHz	up to 5.20 GHz

**Table 4. Processor (continued)**

Description	Option one	Option two	Option three	Option four
Performance-cores frequency				
Processor base frequency	1.20 GHz	1.30 GHz	1.60 GHz	1.80 GHz
Maximum turbo frequency	4.50 GHz	4.60 GHz	4.70 GHz	5.20 GHz
Efficient-cores frequency				
Processor base frequency	0.9 GHz	0.9 GHz	1.20 GHz	1.30 GHz
Maximum turbo frequency	3.30 GHz	3.40 GHz	3.50 GHz	3.90 GHz
Processor cache	10 MB	12 MB	12 MB	12 MB
Integrated graphics	Intel UHD Graphics	Intel Iris Xe Graphics	Intel Iris Xe Graphics	Intel Iris Xe Graphics

## Chipset

The following table lists the details of the chipset supported by your Latitude 5340.

**Table 5. Chipset**

Description	Values
Chipset	Intel RPL-U
Processor	13 <sup>th</sup> Generation Intel Core i3/i5/i7 processors
DRAM bus width	64-bit (for dual-channel)
Flash EPROM	<ul style="list-style-type: none"> <li>vPro: 16 MB + 32 MB</li> <li>Non-vPro: 32 MB</li> </ul>
PCIe bus	Up to Gen 4.0

## Operating system


Your Latitude 5340 supports the following operating systems:

- Windows 11 Home
- Windows 11 Pro
- Windows 11 Pro Downgrade (Windows 10 Pro Image-factory installed + Windows 11 Pro DPK)
- Ubuntu Linux 22.04 LTS (applicable only for Latitude 5340 laptop and not for the 2-in-1 configuration)

# Memory

The following table lists the memory specifications of your Latitude 5340.


**Table 6. Memory specifications**

Description	Values
Memory slots	Dual-channel on-board memory  <b>NOTE:</b> Memory cannot be upgraded
Memory type	LPDDR5
Memory speed	4800 MHz
Maximum memory configuration	32 GB
Minimum memory configuration	8 GB
Memory size per slot	8 GB, 16 GB, 32 GB
Memory configurations supported	<ul style="list-style-type: none"> <li>• 8 GB, LPDDR5, 4800 MHz, dual-channel</li> <li>• 16 GB, LPDDR5, 4800 MHz, dual-channel</li> <li>• 32 GB, LPDDR5, 4800 MHz, dual-channel</li> </ul>

# External ports

The following table lists the external ports on your Latitude 5340.

**Table 7. External ports**

Description	Values
USB ports	<ul style="list-style-type: none"> <li>• One USB 3.2 Gen 1 port</li> <li>• One USB 3.2 Gen 1 port with PowerShare</li> <li>• Two Thunderbolt 4 port with DisplayPort Alt Mode/USB Type-C/USB4/Power Delivery</li> </ul>  <b>NOTE:</b> You can connect a Dell Docking Station to this port. For more information, search in the Knowledge Base Resource at <a href="http://www.dell.com/support">www.dell.com/support</a> .
Audio port	One Universal audio jack
Video port/ports	One HDMI 2.0 port
Media-card reader	Not supported
Power-adaptor port	USB Type-C power input
Security-cable slot	One security-cable slot (wedge-shaped)

# Internal slots

The following table lists the internal slots of your Latitude 5340.

**Table 8. Internal slots**

Description	Values
M.2	<ul style="list-style-type: none"> <li>One M.2 2230 slot for WiFi and Bluetooth card</li> <li>One M.2 2230 slot for solid-state drive</li> </ul> <p><b>NOTE:</b> To learn more about the features of different types of M.2 cards, search in the Knowledge Base Resource at <a href="http://www.dell.com/support">www.dell.com/support</a>.</p>

# Wireless module

The following table lists the Wireless Local Area Network (WLAN) modules supported on your Latitude 5340.

**Table 9. Wireless module specifications**

Description	Option one	Option two
Model number	Realtek RTL8852BE	Intel AX211
Transfer rate	Up to 1201 Mbps	Up to 2400 Mbps
Frequency bands supported	2.4 GHz/5 GHz	2.4 GHz/5 GHz/6 GHz
Wireless standards	<ul style="list-style-type: none"> <li>WiFi 802.11a/b/g</li> <li>Wi-Fi 4 (WiFi 802.11n)</li> <li>Wi-Fi 5 (WiFi 802.11ac)</li> <li>Wi-Fi 6 (WiFi 802.11ax)</li> </ul>	<ul style="list-style-type: none"> <li>WiFi 802.11a/b/g</li> <li>Wi-Fi 4 (WiFi 802.11n)</li> <li>Wi-Fi 5 (WiFi 802.11ac)</li> <li>Wi-Fi 6E (WiFi 802.11ax), Wi-Fi 6, if 6E unavailable</li> </ul>
Encryption	<ul style="list-style-type: none"> <li>64-bit/128-bit WEP</li> <li>AES-CCMP</li> <li>TKIP</li> </ul>	<ul style="list-style-type: none"> <li>64-bit/128-bit WEP</li> <li>AES-CCMP</li> <li>TKIP</li> </ul>
Bluetooth	Bluetooth 5.3	Bluetooth 5.3

# WWAN module

The following table lists the Wireless Wide Area Network (WWAN) module supported on your Latitude 5340.

**Table 10. WWAN module specifications**

Description	Option one	Option two
Model number	Intel 7560R (DW5823e, DW5823e-eSIM)	Intel 5000 Global 5G Modem
Form factor	M.2 3042 Key-B	M.2 3042 Key-B
Host interface	PCIe gen2	PCIe Gen3
Network standard	LTE FDD/TDD, WCDMA/HSPA+, GPS/BDS/GLONASS/Galileo	LTE FDD/TDD, WCDMA/HSPA+, GNSS/Beidou NR FR1(Sub6) FDD/TDD,

**Table 10. WWAN module specifications (continued)**

Description	Option one	Option two
		LTE FDD/TDD, WCDMA/HSPA+, GPS/GLONASS/Galileo/BDS/QZSS
Transfer data rate	<ul style="list-style-type: none"> <li>• LTE FDD 1 Gbps DL(Cat16) / 150 Mbps UL(Cat13)</li> <li>• LTE TDD 756 Mbps DL(Cat16) / 90 Mbps UL(Cat13)</li> <li>• UMTS 384 Kbps DL / 384 Kbps UL</li> <li>• HSPA+ 42 Mbps DL / 5.76 Mbps UL</li> </ul>	<ul style="list-style-type: none"> <li>• SA: DL 4.67 Gbps/UL 1.25 Gbps</li> <li>• NSA: DL 3.74 Gbps/UL 700 Mbps</li> <li>• LTE: DL 1.6 Gbps (CAT19)/UL 150 Mbps</li> <li>• UMTS: DL 384 kbps/UL 384 kbps DL DC-HSPA+: 42 Mbps (CAT24)/UL 11.5 Mbps (CAT7)</li> </ul>
Operating frequency bands	<ul style="list-style-type: none"> <li>• FDD-LTE: B1/2/3/4/5/7/8/12/13/14/17/18/19/20/25/26/28/29/30/32/66/71</li> <li>• TDD-LTE: B34/38/39/40/41(HPUE)/42/43/48, LAA B46 receiver only</li> <li>• WCDMA/HSPA+: B1/2/4/5/8</li> </ul>	<ul style="list-style-type: none"> <li>• NR (n1, n2, n3, n5, n7, n8, n20, n25, n28, n30, n38, n40, n41, n48, n66, n71, n77, n78, n79)</li> <li>• LTE (B1, B2, B3, B4, B5, B7, B8, B12, B13, B14, B17, B18, B19, B20, B25, B26, B28, B29, B30, B32, B34, B38, B39, B40, B41, B42, B43, B46, B48, B66, B71)</li> <li>• WCDMA/HSPA+ (1, 2, 4, 5, 8)</li> </ul>
Power supply	DC 3.135 V to 4.4 V, Typical 3.3 V	DC 3.135 V to 4.4 V, Typical 3.3 V
SIM card	Supported through external SIM slot	Supported through external SIM slot
eSIM with dual SIM (DSSA)	Supported	Supported
Antenna diversity	Supported	Supported
Radio On/Off	Supported	Supported
Wake on wireless	Supported	Supported
Temperature	<ul style="list-style-type: none"> <li>• Normal operating temperature: -10°C to + 55°C</li> <li>• Extended Operating temperature: -20°C to +65°C</li> </ul>	<ul style="list-style-type: none"> <li>• Normal operating temperature: -10°C to + 55°C</li> <li>• Extended Operating temperature: -20°C to +65°C</li> </ul>
Antenna connector	<ul style="list-style-type: none"> <li>• WWAN Main Antenna x 1</li> <li>• WWAN Diversity Antenna x 1</li> <li>• 4 x 4 MIMO Antenna x 2</li> </ul>	<ul style="list-style-type: none"> <li>• WWAN Main Antenna x 1</li> <li>• WWAN Diversity Antenna x 1</li> <li>• 4 x 4 MIMO Antenna x 2</li> </ul>
<p><b>NOTE:</b> For instructions on how to find your computer's IMEI (International Mobile Station Equipment Identity) number, search in the Knowledge Base Resource at <a href="http://www.dell.com/support">www.dell.com/support</a>.</p>		

## Audio

The following table lists the audio specifications of your Latitude 5340.

**Table 11. Audio specifications**

Description	Values
Audio controller	Realtek Waves, MaxxAudio 12.0
Stereo conversion	Supported

**Table 11. Audio specifications (continued)**

Description		Values
Internal audio interface		High definition audio interface
External audio interface		Universal audio jack
Number of speakers		Two
Internal-speaker amplifier		Supported (audio codec integrated)
External volume controls		Keyboard shortcut controls
Speaker output:		
	Average speaker output	2 W
	Peak speaker output	2 W
Subwoofer output		Not supported
Microphone		Dual-array microphones

## Storage

This section lists the storage options on your Latitude 5340.

**Table 12. Storage specifications**

Storage type	Interface type	Capacity
M.2 2230, Class 25 SSD	PCIe NVMe Gen4 x4	2 TB
M.2 2230, Class 35 SSD	PCIe NVMe Gen4 x4	1 TB
M.2 2230, Class 35 SSD	PCIe NVMe Gen4 x4	512 GB
M.2 2230, Class 35 SSD	PCIe NVMe Gen4 x4	256 GB
M.2 2230, Class 35 SSD, self-encrypting drive	PCIe NVMe Gen4 x4	256 GB

## Keyboard

The following table lists the keyboard specifications of your Latitude 5340.

**Table 13. Keyboard specifications**

Description	Values
Keyboard type	<ul style="list-style-type: none"> <li>Standard backlit keyboard</li> <li>Standard non-backlit keyboard</li> </ul>
Keyboard layout	QWERTY
Number of keys	<ul style="list-style-type: none"> <li>United States and Canada: 79 keys</li> <li>United Kingdom: 80 keys</li> <li>Japan: 83 keys</li> </ul>

**Table 13. Keyboard specifications (continued)**

Description	Values
Keyboard size	X=18.05 mm key pitch Y=18.05 mm key pitch
Keyboard shortcuts	Some keys on your keyboard have two symbols on them. These keys can be used to type alternate characters or to perform secondary functions. To type the alternate character, press Shift and the desired key. To perform secondary functions, press Fn and the desired key. <b>i</b> <b>NOTE:</b> You can define the primary behavior of the function keys (F1–F12) changing <b>Function Key Behavior</b> in BIOS setup program.

## Keyboard function keys

The **F1-F12** keys at the top of the keyboard are function keys. By default, these keys are used to perform specific functions defined by the software application in use.

You can run the secondary tasks that are indicated by the symbols on the function keys by pressing the function key with **Fn**, for example, **Fn** and **F1**. See the table below for the list of secondary tasks and the key combinations to run them.

**i** **NOTE:** Keyboard characters may differ depending on the keyboard language configuration. Keys that are used for tasks remain the same, regardless of the keyboard language.

**i** **NOTE:** You can define the primary behavior of function keys in the **Function Key Behavior** menu of the BIOS setup program.

**Table 14. Secondary tasks of keyboard keys**

Key combination for task	What the task does
<b>Fn</b> and <b>F1</b>	Operating system and application specific F1 behavior
<b>Fn</b> and <b>F2</b>	Operating system and application specific F2 behavior
<b>Fn</b> and <b>F3</b>	Operating system and application specific F3 behavior
<b>Fn</b> and <b>F4</b>	Operating system and application specific F4 behavior
<b>Fn</b> and <b>F5</b>	Operating system and application specific F5 behavior
<b>Fn</b> and <b>F6</b>	Operating system and application specific F6 behavior
<b>Fn</b> and <b>F8</b>	Operating system and application specific F8 behavior
<b>Fn</b> and <b>F9</b>	Operating system and application specific F9 behavior
<b>Fn</b> and <b>F10</b>	Operating system and application specific F10 behavior
<b>Fn</b> and <b>F11</b>	Operating system and application specific F11 behavior
<b>Fn</b> and <b>F12</b>	Operating system and application specific F12 behavior
<b>Fn</b> and <b>Right Ctrl</b>	Open application menu
<b>Fn</b> and <b>PgUp</b>	Page up
<b>Fn</b> and <b>PgDn</b>	Page down

## Keys with alternate characters

There are other keys on your keyboard with alternate characters. The symbol shown on the lower part of the key refers to the character that is typed out when the key is pressed. If you press shift and the key, the symbol shown on the upper part of the key is typed out. For example, if you press **2**, 2 is typed out; if you press **Shift + 2**, @ is typed out.

## Camera

The following table lists the camera specifications of your Latitude 5340.

**Table 15. Camera specifications**

Description	Option one	Option two	Option 3
Number of cameras	One	One	One
Camera type	FHD RGB camera	FHD RGB + IR camera	FHD RGB + IR camera with Ambient light sensor, and Express Sign-In with Presence Detection and Intelligent Privacy
Camera location	Front camera	Front camera	Front camera
Camera sensor type	CMOS sensor technology	CMOS sensor technology	CMOS sensor technology
Camera resolution:			
Still image	2.07 megapixel	2.07 megapixel	2.07 megapixel
Video	1920 x 1080 (FHD) at 30 fps	1920 x 1080 (FHD) at 30 fps	1920 x 1080 (FHD) at 30 fps
Infrared camera resolution:			
Still image	0.23 megapixel	0.23 megapixel	0.23 megapixel
Video	640 x 360 at 30 fps	640 x 360 at 30 fps	640 x 360 at 30 fps
Diagonal viewing angle:			
Camera	80 degrees	80 degrees	80 degrees
Infrared camera	86.60 degrees	86.60 degrees	86.60 degrees

## Touchpad

The following table lists the touchpad specifications of your Latitude 5340.

**Table 16. Touchpad specifications**

Description	Values
Touchpad resolution:	>=300 dpi
Touchpad dimensions:	
Horizontal	115 mm (4.53 in.)
Vertical	67 mm (2.64 in.)
Touchpad gestures	For more information about touchpad gestures available on:




**Table 16. Touchpad specifications (continued)**

Description	Values
	<ul style="list-style-type: none"> <li>Windows, see the Microsoft knowledge base article at <a href="https://support.microsoft.com">support.microsoft.com</a></li> <li>Ubuntu, see <a href="https://ubuntu.com/support">ubuntu.com/support</a></li> </ul>

## Power adapter

The following table lists the power adapter specifications of your Latitude 5340.

**Table 17. Power adapter specifications**

Description	Option one	Option two	Option three	Option four
Type	60 W AC adapter, USB-C	60 W AC adapter, USB-C, 2-pin	65 W AC adapter, USB-C	100 W AC adapter, USB-C
Power-adapter dimensions:				
Height	22 mm (0.87 in.)	22 mm (0.87 in.)	28 mm (1.10 in.)	26.50 mm (1.04 in.)
Width	55 mm (2.16 in.)	55 mm (2.16 in.)	51 mm (2.01 in.)	60 mm (2.36 in.)
Depth	66 mm (2.60 in.)	66 mm (2.60 in.)	112 mm (4.41 in.)	122 mm (4.80 in.)
Input voltage	100 VAC–240 VAC	100 VAC–240 VAC	100 VAC-240 VAC	100 VAC- 240 VAC
Input frequency	50 Hz–60 Hz	50 Hz–60 Hz	50 Hz to 60 Hz	50 Hz to 60 Hz
Input current (maximum)	1.70 A	1.70 A	1.70 A	1.70 A
Output current (continuous)	<ul style="list-style-type: none"> <li>20 V/3 A (Continuous)</li> <li>15 V/3 A (Continuous)</li> <li>9 V/3 A (Continuous)</li> <li>5 V/3 A (Continuous)</li> </ul>	<ul style="list-style-type: none"> <li>20 V/3 A (Continuous)</li> <li>15 V/3 A (Continuous)</li> <li>9 V/3 A (Continuous)</li> <li>5 V/3 A (Continuous)</li> </ul>	<ul style="list-style-type: none"> <li>20 V/3.25 A (Continuous)</li> <li>15 V/3 A (Continuous)</li> <li>9 V/3 A (Continuous)</li> <li>5 V/3 A (Continuous)</li> </ul>	<ul style="list-style-type: none"> <li>20 V/5 A (Continuous)</li> <li>15 V/3 A (Continuous)</li> <li>9 V/3 A (Continuous)</li> <li>5 V/3 A (Continuous)</li> </ul>
Rated output voltage	20 VDC/15 VDC/9 VDC/5 VDC	20 VDC/15 VDC/9 VDC/5 VDC	20 VDC/15 VDC/9 VDC/5 VDC	20 VDC/15 VDC/9 VDC/5 VDC
Temperature range:				
Operating	0°C to 40°C (32°F to 104°F)	0°C to 40°C (32°F to 104°F)	0°C to 40°C (32°F to 104°F)	0°C to 40°C (32°F to 104°F)
Storage	-20°C to 70°C (-4°F to 158°F)	-20°C to 70°C (-4°F to 158°F)	-40°C to 70°C (-40°F to 158°F)	-40°C to 70°C (-40°F to 158°F)
 <b>CAUTION:</b> Operating and storage temperature ranges may differ among components, so operating or storing the device outside these ranges may impact the performance of specific components.				

# Battery

The following table lists the battery specifications of your Latitude 5340.

**Table 18. Battery specifications**

Description	Option one	Option two	Option three	Option four	
Battery type	3 cell, 42 WHr, ExpressCharge, ExpressCharge Boost	3 cell, 42 WHr, Long Cycle Life, ExpressCharge	3 cell, 54 WHr, ExpressCharge, ExpressCharge Boost	3 cell, 54 WHr, Long Cycle Life, ExpressCharge	
Battery voltage	11.40 VDC	11.40 VDC	11.40 VDC	11.40 VDC	
Battery weight (minimum)	0.19 kg (0.41 lbs)	0.19 kg (0.41 lbs)	0.22 kg (0.48 lbs)	0.22 kg (0.48 lbs)	
Battery dimensions:					
	Height	5.73 mm (0.22 in.)	5.73 mm (0.22 in.)	5.73 mm (0.22 in.)	5.73 mm (0.22 in.)
	Width	263 mm (10.35 in.)	263 mm (10.35 in.)	263 mm (10.53 in.)	263 mm (10.35 in.)
	Depth	68.90 mm (2.71 in.)	68.90 mm (2.71 in.)	68.90 mm (2.71 in.)	68.90 mm (2.71 in.)
Temperature range:					
	Operating	<ul style="list-style-type: none"> <li>Charge: 0 °C to 45 °C (32 °F to 113 °F)</li> <li>Discharge: 0 °C to 70 °C (32 °F to 158 °F)</li> </ul>	<ul style="list-style-type: none"> <li>Charge: 0 °C to 45 °C (32 °F to 113 °F)</li> <li>Discharge: 0 °C to 70 °C (32 °F to 158 °F)</li> </ul>	<ul style="list-style-type: none"> <li>Charge: 0 °C to 45 °C (32 °F to 113 °F)</li> <li>Discharge: 0 °C to 70 °C (32 °F to 158 °F)</li> </ul>	<ul style="list-style-type: none"> <li>Charge: 0 °C to 45 °C (32 °F to 113 °F)</li> <li>Discharge: 0 °C to 70 °C (32 °F to 158 °F)</li> </ul>
	Storage	-20 °C to 65 °C (-4 °F to 149 °F)	-20 °C to 65 °C (-4 °F to 149 °F)	-20 °C to 65 °C (-4 °F to 149 °F)	-20 °C to 65 °C (-4 °F to 149 °F)
Battery operating time	Varies depending on operating conditions and can significantly reduce under certain power-intensive conditions.				
Battery charging time (approximate)	<p><b>Express Charge Method:</b></p> <ul style="list-style-type: none"> <li>0 - 15°C maximum allowable charge time from 0 to 100% RSOC is 4 hours</li> <li>16 - 45°C normal express charge</li> <li>46 - 50°C maximum allowable charge time from 0 to 100% RSOC is 3 hours</li> </ul> <p><b>Standard Charge/ Predominately AC User Charge Method:</b></p>	<p><b>Standard Charge/ Predominately AC User Charge Method:</b></p> <ul style="list-style-type: none"> <li>0 - 15°C maximum allowable charge time from 0 to 100% RSOC is 4 hours</li> <li>16 - 50°C maximum allowable charge time from 0 to 100% RSOC is 3 hours</li> </ul>	<p><b>Express Charge Method:</b></p> <ul style="list-style-type: none"> <li>0 - 15°C maximum allowable charge time from 0 to 100% RSOC is 4 hours</li> <li>16 - 45°C normal express charge</li> <li>46 - 50°C maximum allowable charge time from 0 to 100% RSOC is 3 hours</li> </ul> <p><b>Standard Charge/ Predominately AC User Charge Method:</b></p>	<p><b>Standard Charge/ Predominately AC User Charge Method:</b></p> <ul style="list-style-type: none"> <li>0 - 15°C maximum allowable charge time from 0 to 100% RSOC is 4 hours</li> <li>16 - 50°C maximum allowable charge time from 0 to 100% RSOC is 3 hours</li> </ul>	

**Table 18. Battery specifications (continued)**

Description	Option one	Option two	Option three	Option four
	<ul style="list-style-type: none"> <li>0 - 15°C maximum allowable charge time from 0 to 100% RSOC is 4 hours</li> <li>16 - 50°C maximum allowable charge time from 0 to 100% RSOC is 3 hours</li> </ul> <p><b>Express Charge Boost Charge Method (Fast Charge for Initial 35%):</b></p> <ul style="list-style-type: none"> <li>16 - 45°C target charge time from 0 to 35% RSOC is 20 mins for Accelerated Charge</li> </ul>		<ul style="list-style-type: none"> <li>0 - 15°C maximum allowable charge time from 0 to 100% RSOC is 4 hours</li> <li>16 - 50°C maximum allowable charge time from 0 to 100% RSOC is 3 hours</li> </ul> <p><b>Express Charge Boost Charge Method (Fast Charge for Initial 35%):</b></p> <ul style="list-style-type: none"> <li>16 - 45°C target charge time from 0 to 35% RSOC is 20 mins for Accelerated Charge</li> </ul>	
Coin-cell battery	Supported	Supported	Supported	Supported
<p><b>CAUTION:</b> Operating and storage temperature ranges may differ among components, so operating or storing the device outside these ranges may impact the performance of specific components.</p> <p><b>CAUTION:</b> Dell recommends that you charge the battery regularly for optimal power consumption. If your battery charge is completely depleted, connect the power adapter, turn on your computer, and then restart your computer to reduce the power consumption.</p>				

## Display

The following table lists the display specifications of your Latitude 5340.

**Table 19. Display specifications**

Description	Option one	Option two	Option three	Option for 2-in-1 only
Display type	Full High Definition (FHD)	Full High Definition (FHD), ComfortView Plus Low Blue Light, Battery saving	Full High Definition (FHD)	Full High Definition (FHD)
Display-panel technology	In-Plane Switching (IPS)	In-Plane Switching (IPS)	In-Plane Switching (IPS)	In-Plane Switching (IPS)
Display-panel dimensions (active area):				
Height	165.24 mm (6.51 in.)	165.24 mm (6.51 in.)	165.24 mm (6.51 in.)	165.24 mm (6.51 in.)
Width	293.76 mm (11.57 in.)	293.76 mm (11.57 in.)	293.76 mm (11.57 in.)	293.76 mm (11.57 in.)

**Table 19. Display specifications (continued)**

Description	Option one	Option two	Option three	Option for 2-in-1 only
Diagonal	337.08 mm (13.27 in.)	337.08 mm (13.27 in.)	337.08 mm (13.27 in.)	337.08 mm (13.27 in.)
Display-panel native resolution	1920 x 1080	1920 x 1080	1920 x 1080	1920 x 1080
Luminance (typical)	250 nits	400 nits	300 nits	270 nits
Megapixels	2073600	2073600	2073600	2073600
Color gamut	45% NTSC typ.	100% sRGB typ.	72% NTSC typ.	72% NTSC typ.
Pixels Per Inch (PPI)	166	166	166	166
Contrast ratio (typical)	800:1	1000:1	700:1	800:1
Response time (max)	35 ms	35 ms	35 ms	35 ms
Refresh rate	60 Hz	60 Hz	60 Hz	60 Hz
Horizontal view angle	80/80 min. 85/85 typ. +/- degrees	80/80 min. 85/85 typ. +/- degrees	80/80 min. 85/85 typ. +/- degrees	80/80 min. 85/85 typ. +/- degrees
Vertical view angle	80/80 min. 85/85 typ. +/- degrees	80/80 min. 85/85 typ. +/- degrees	80/80 min. 85/85 typ. +/- degrees	80/80 min. 85/85 typ. +/- degrees
Pixel pitch	0.153 x 0.153 mm	0.153 x 0.153 mm	0.153 x 0.153 mm	0.153 x 0.153 mm
Power consumption (maximum)	3.5 W@Mosaic	2.52 W@Mosaic	4.4 W@Mosaic	4.5 W@Mosaic
Anti-glare vs glossy finish	Anti-glare	Anti-glare	Anti-glare	(DXC) Anti-reflection/Anti-smudge
Touch options	No	No	Yes	Yes

## Fingerprint reader (optional)

The following table lists the specifications of the optional fingerprint-reader of your Latitude 5340.

**Table 20. Fingerprint reader specifications**

Description	Values
Fingerprint-reader sensor technology	Capacitive
Fingerprint-reader sensor resolution	500 dpi
Fingerprint-reader sensor pixel size	108 x 88

# Sensor

The following table lists the sensor of your Latitude 5340.

**Table 21. Sensor**

Sensor support
Ambient Light Sensor on the hinge-up (optional)
P-sensor on the hinge-up (optional)
1 Accelerometer in the base (system board) for both laptop and 2-in-1
1 Accelerometer (Accelerometer + Gyro) in the hinge-up sensor board (Upsell on laptops with Proximity/ALS/IR camera and 100% attached on 2-in-1)

# GPU—Integrated

The following table lists the specifications of the integrated Graphics Processing Unit (GPU) supported by your Latitude 5340.

**Table 22. GPU—Integrated**

Controller	Memory size	Processor
Intel Iris Xe Graphics	Shared system memory	13 <sup>th</sup> Generation Intel Core i5/i7 processors
Intel UHD Graphics	Shared system memory	13 <sup>th</sup> Generation Intel Core i3 processor

# Hardware security

The following table lists the hardware security of your Latitude 5340.

**Table 23. Hardware security**

Hardware security
Windows Hello - Fingerprint Reader (optional)
Trusted Platform Module (TPM) 2.0 FIPS 140-2 Certified
TCG Certification for TPM (Trusted Computing Group)
One wedge-shaped lock slot
Fingerprint Reader in Power Button tied to ControlVault 3
ControlVault 3 Advanced Authentication (optional) FIPS 140-2 Level 3 Certified
Contacted Smartcard reader with Control Vault 3 (optional)
Contactless Smartcard, NFC/FPR with CV3 (optional)
NVMe SED SSD (Opal 2.0) and NVMe Non SED SSD as per SDL

# Smart-card reader

## Contactless smart-card reader


This section lists the contactless smart-card reader specifications of your Latitude 5340.

**Table 24. Contactless smart-card reader specifications**

Title	Description	Dell ControlVault 3 contactless smart-card reader with NFC
Felica Card Support	Reader and software capable of supporting Felica contactless cards	Yes
ISO 14443 Type A Card Support	Reader and software capable of supporting ISO 14443 Type A contactless cards	Yes
ISO 14443 Type B Card Support	Reader and software capable of supporting ISO 14443 Type B contactless cards	Yes
ISO/IEC 21481	Reader and software capable of supporting ISO/IEC 21481 compliant contactless cards and tokens	Yes
ISO/IEC 18092	Reader and software capable of supporting ISO/IEC 21481 compliant contactless cards and tokens	Yes
ISO 15693 Card Support	Reader and software capable of supporting ISO15693 contactless cards	Yes
NFC Tag Support	Supports reading and processing of NFC compliant tag information	Yes
NFC Reader Mode	Support for NFC Forum Defined Reader mode	Yes
NFC Writer Mode	Support for NFC Forum Defined Writer mode	Yes
NFC Peer-to-Peer Mode	Support for NFC Forum Defined Peer to Peer mode	Yes
EMVCo Compliant	Compliant with EMVCO smart card standards as posted to <a href="http://www.emvco.com">www.emvco.com</a>	Yes
EMVCo Certified	Formally certified based on EMVCO smart card standards	Yes
NFC Proximity OS Interface	Enumerates NFP (Near Field Proximity) device for OS to utilize	Yes
PC/SC OS interface	Personal Computer/Smart Card specification for integration of hardware readers into personal computer environments	Yes
CCID driver compliance	Common driver support for Integrated Circuit Card Interface Device for OS level drivers	Yes
Windows Certified	Device certified by Microsoft WHCK	Yes
Dell ControlVault support	Device connects to Dell ControlVault for usage and processing	Yes

**Table 24. Contactless smart-card reader specifications (continued)**

Title	Description	Dell ControlVault 3 contactless smart-card reader with NFC
FIDO2 compliance	Dell ControlVault 3 Smart-card reader is compliant with the FIDO SPEC	Yes

 **NOTE:** 125 Khz proximity cards are not supported.

**Table 25. Supported cards**

Manufacturer	Card
HID	jCOP readertest3 A card (14443a)
	1430 1L
	DESFire D8H
	iClass (Legacy)
	iClass SEOS
NXP/Mifare	Mifare DESFire 8K White PVC Cards
	Mifare Classic 1K White PVC Cards
	NXP Mifare Classic S50 ISO Card
G&D	idOnDemand - SCE3.2 144K
	SCE6.0 FIPS 80K Dual+ 1 K Mifare
	SCE6.0 nonFIPS 80K Dual+ 1 K Mifare
	SCE6.0 FIPS 144K Dual + 1K Mifare
	SCE6.0 nonFIPS 144K Dual + 1 K Mifare
	SCE7.0 FIPS 144K
Oberthur	idOnDemand - OCS5.2 80K
	ID-One Cosmo 64 RSA D V5.4 T=0 card

## Contacted smart-card reader

The following table lists the contacted smart-card reader specifications of your Latitude 5340.

**Table 26. Contacted smart-card reader specifications**

Title	Description	Dell ControlVault 3 smart-card reader
ISO 7816 -3 Class A Card Support	Reader capable of reading 5V powered smart mcard	Yes
ISO 7816 -3 Class B Card Support	Reader capable of reading 3V powered smart card	Yes
ISO 7816 -3 Class C Card support	Reader capable of reading 1.8V powered smart card	Yes
ISO 7816-1 Compliant	Specification for the reader	Yes
ISO 7816 -2 Compliant	Specification for smart card device physical characteristics (size, location of connection points, etc.)	Yes

**Table 26. Contacted smart-card reader specifications (continued)**

Title	Description	Dell ControlVault 3 smart-card reader
T=0 support	Cards support character level transmission	Yes
T=1 support	Cards support block level transmission	Yes
EMVCo Compliant	Compliant with EMVCo (for electronic payment standards) smart card standards as posted to <a href="http://www.emvco.com">www.emvco.com</a>	Yes
EMVCo Certified	Formally certified based on EMVCO smart card standards	Yes
PC/SC OS interface	Personal Computer/Smart Card specification for integration of hardware readers into personal computer environments	Yes
CCID driver compliance	Common driver support for Integrated Circuit Card Interface Device for OS level drivers.	Yes
Windows Certified	Device certified by WHCK	Yes
FIPS 201 (PIV/HSPD-12) Compliant via GSA	Device compliant with FIPS 201/PIV/HSPD-12 requirements	Yes
FIDO2 compliance	Dell ControlVault 3 Smart-card reader is compliant with the FIDO SPEC	Yes

## Operating and storage environment

This table lists the operating and storage specifications of your Latitude 5340.

**Airborne contaminant level:** G1 as defined by ISA-S71.04-1985

**Table 27. Computer environment**

Description	Operating	Storage
Temperature range	0°C to 35°C (32°F to 95°F)	-40°C to 65°C (-40°F to 149°F)
Relative humidity (maximum)	10% to 90% (non-condensing)	0% to 95% (non-condensing)
Vibration (maximum)*	0.66 GRMS	1.30 GRMS
Shock (maximum)	110 G†	160 G†
Altitude range	-15.2 m to 3048 m (-49.87 ft to 10000 ft)	-15.2 m to 10668 m (-49.87 ft to 35000 ft)

**CAUTION:** Operating and storage temperature ranges may differ among components, so operating or storing the device outside these ranges may impact the performance of specific components.

\* Measured using a random vibration spectrum that simulates user environment.

† Measured using a 2 ms half-sine pulse.

## Dell Support policy

For information on Dell support policy, search in the Knowledge Base Resource at [www.dell.com/support](http://www.dell.com/support).



# ComfortView Plus

**⚠ WARNING: Prolonged exposure to blue light from the display may lead to long-term effects such as eye strain, eye fatigue, or damage to the eyes.**

Blue light is a color in the light spectrum which has a short wavelength and high energy. Chronic exposure to blue light, particularly from digital sources, may disrupt sleep patterns and cause long-term effects such as eye strain, eye fatigue, or damage to the eyes.

The display on this computer is designed to minimize blue light and complies with TÜV Rheinland's requirement for low blue light displays.

Low blue light mode is enabled at the factory, so no further configuration is necessary.

To reduce the risk of eye strain, it is also recommended that you:

- Position the display at a comfortable viewing distance between 20 and 28 inches (50 and 70 cm) from your eyes.
- Blink frequently to moisten your eyes, wet your eyes with water, or apply suitable eye drops.
- Look away from your display, and gaze at a distant object at 20 ft (609.60 cm) away for at least 20 seconds during each break.
- Take an extended break for 20 minutes every two hours.

## Using the privacy shutter

1. Slide the privacy shutter to the left to access the camera lens.
2. Slide the privacy shutter to the right to cover the camera lens.



Figure 1. Camera shutter

# Dell Optimizer

This section provides the Dell Optimizer specifications of your Latitude 5340.

On Latitude 5340 with Dell Optimizer, the following features are supported:

- **ExpressConnect**—Automatically joins the access point with the strongest signal, and directs bandwidth to conferencing applications when in use.
- **ExpressSign-in**—The Intel Context Sensing Technology's proximity sensor detects your presence to instantly wake up the computer and login using the IR camera and Windows Hello feature. Windows locks when you walk away.
- **ExpressResponse**—Prioritizes the most important applications. Applications open faster and perform better.
- **ExpressCharge**—Extends the battery runtime and improves battery performance by adapting to your patterns.
- **Intelligent Audio**—Collaborate like you're in the same room. Intelligent Audio enhances your audio quality and reduces background noises, so you can hear and be heard, creating a better conference experience for all.

For more information about configuring and using these features, see [Dell Optimizer User Guide](#).