



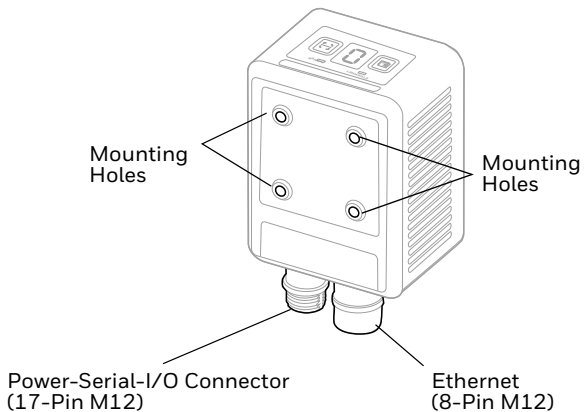
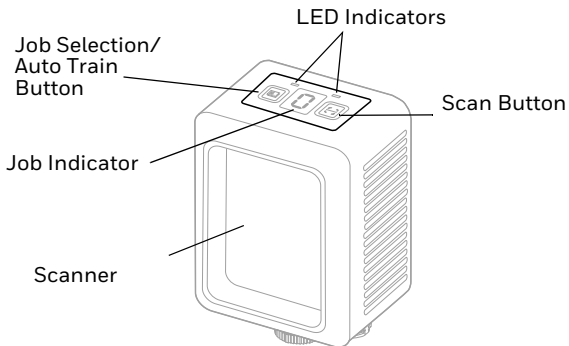
# HF81x Series

---

Fixed-Mount Industrial Scanners

## Quick Start Guide

# Scanner Features



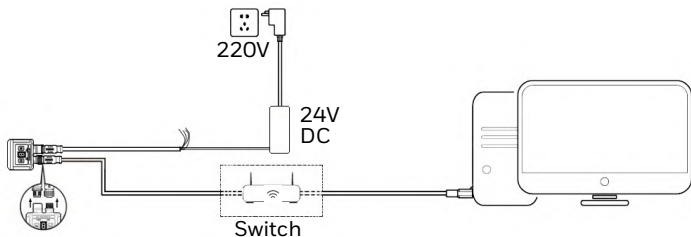
## Power Supply

Honeywell recommends using an NDR-120-24 DIN rail power supply with HF810 and HF811 scanners. Refer to the HF81x user guide for more information.

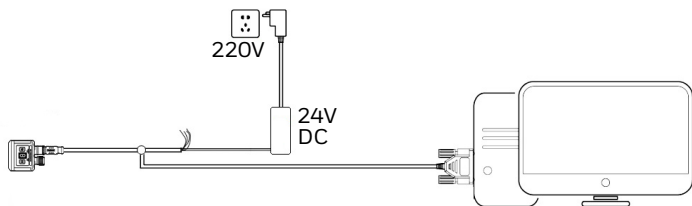
If you choose to use another power supply, the output voltage range should be 21.6 to 26.4 VDC, and the output current should be greater than 500 mA.

## Connect the Scanner

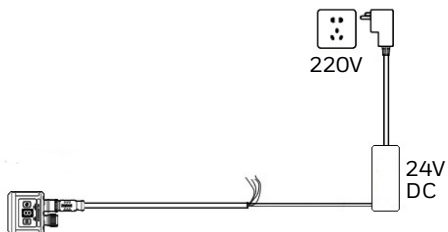
### Ethernet



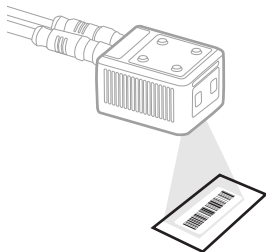
## RS232



## RS485



## Reading Techniques



**Note:** *If the light level in the room is not high enough, the barcode may not be read. If room lighting is not sufficient, auxiliary lighting may improve scanning performance*

## DataMax Plus

To access additional features for the scanner, use DataMax Plus, a configuration software tool, available from [honeywell.com/PSSsoftware-downloads](https://honeywell.com/PSSsoftware-downloads).

## Support

To search our knowledge base for a solution or to log in to the Technical Support portal and report a problem, go to [honeywell.com/PSStechnicalsupport](https://honeywell.com/PSStechnicalsupport).

## User Documentation

For the user guide and other documentation, go to [sps.honeywell.com](https://sps.honeywell.com).

## Limited Warranty

For warranty information, go to [sps.honeywell.com](https://sps.honeywell.com) and select **Support > Warranties**.

## Patents

For patent information, see [www.hsmpats.com](http://www.hsmpats.com).

## Disclaimer

Honeywell International Inc. (“HII”) reserves the right to make changes in specifications and other information contained in this document without prior notice, and the reader should in all cases consult HII to determine whether any such changes have been made. HII makes no representation or warranties regarding the information provided in this publication.

HII shall not be liable for technical or editorial errors or omissions contained herein; nor for incidental or consequential damages resulting from the furnishing, performance, or use of this material. HII disclaims all responsibility for the selection and use of software and/or hardware to achieve intended results.

This document contains proprietary information that is protected by copyright. All rights are reserved. No part of this document may be photocopied, reproduced, or translated into another language without the prior written consent of HII.

Copyright © 2023 Honeywell Group of Companies. All rights reserved.